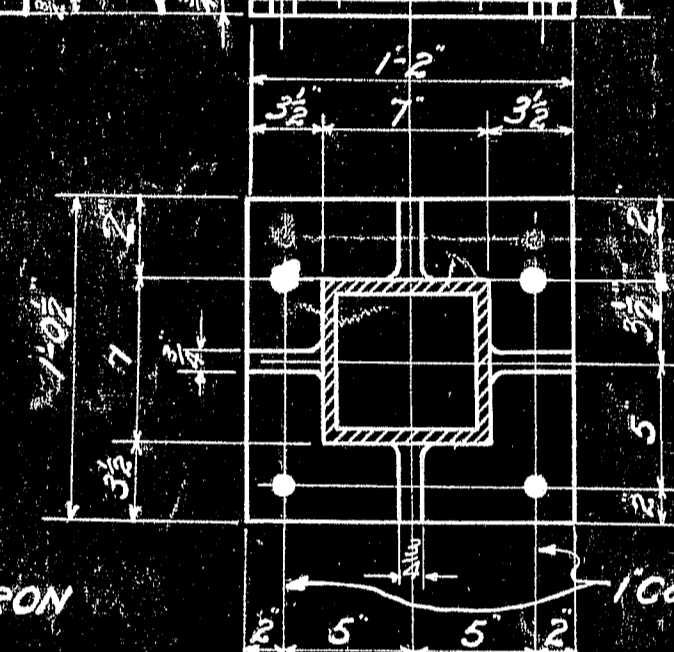

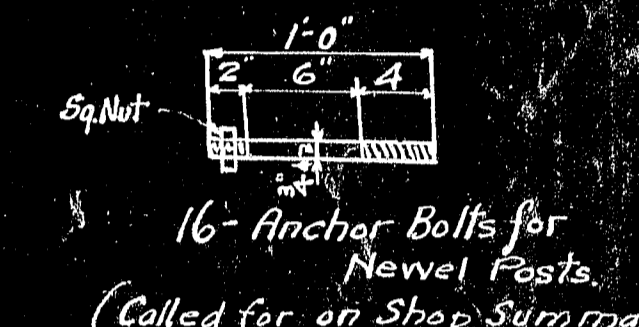


<p>NOTES</p> <p>RIVETS 8" $\frac{7}{8}$" HOLES $\frac{15}{16}$" Punch holes $\frac{15}{16}$" except as noted</p>	<p>REVISED</p>	<p>CUSTOMER STATE OF MAINE & DOM. OF CANADA NAME OF STRUCTURE INTERNATIONAL BRIDGE OVER THE St. John's RIVER between Madawaska, Me. & Edmundston, N.B. LOCATION TITLE OF DRAWING PORTAL</p>
<p>PAINT See Drg. #1</p>	<p>LADY ASSEMBLY MARKED</p> <p>JS R9 146 GG</p>	<p>THE CANADIAN BRIDGE CO., LIMITED WALKERVILLE, ONT.</p> <p>SCALE 1" = 10'</p> <p>IMAGE BY R.M. STARTED JUL 24/21 COMPLETED JUL 25/21 CHECKED BY C.M.S. AUG 24/21 " AUG 12/21 CONT. NO. 2411 APPROVED BY DATE DRG. NO. 15</p>

[Illegible text]

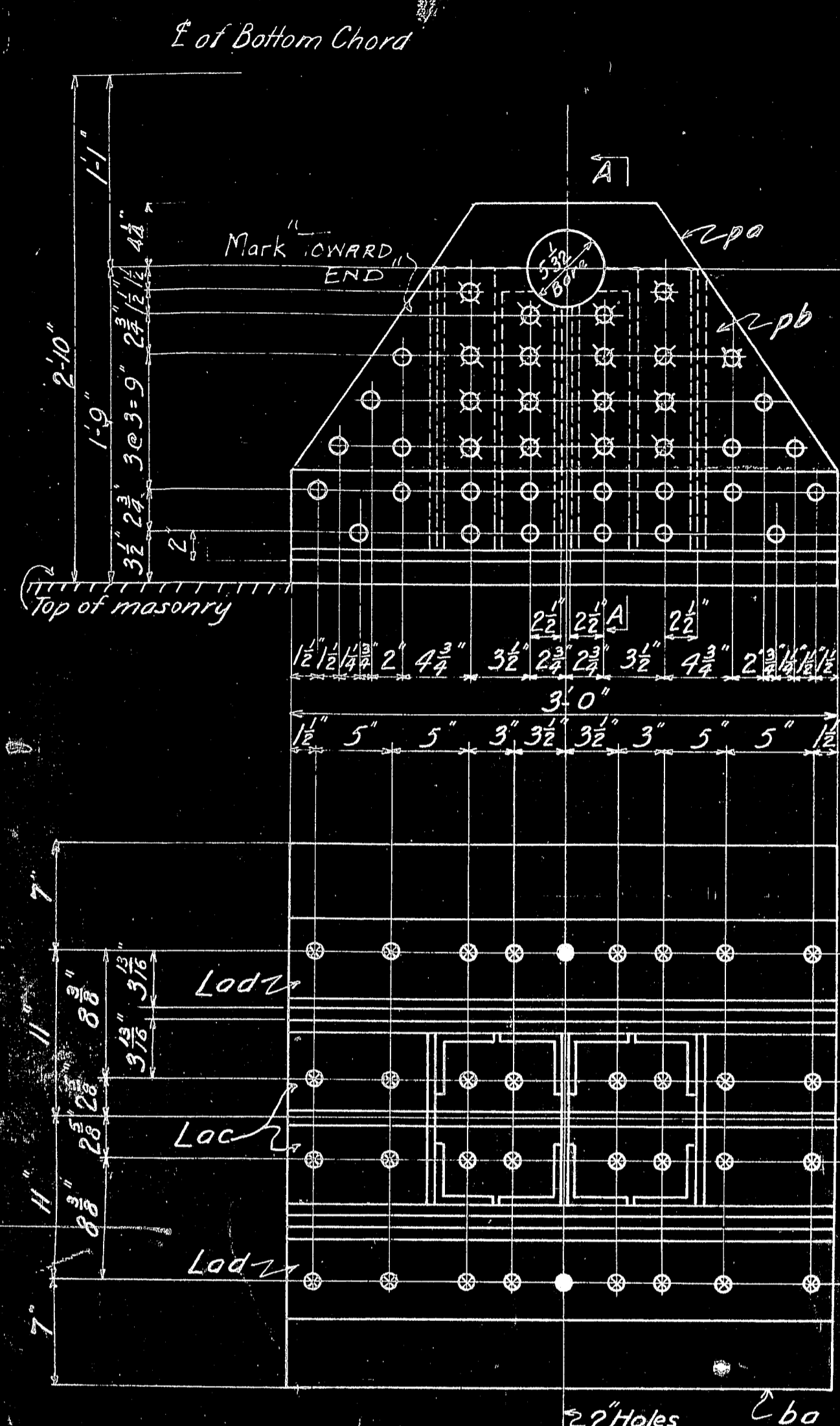


2 C. I. NEWEL POST - NPI^R RIGHT AS SHOWN } PATT. # 5166 CR
2 " " " - NPI^L LEFT OF NPI^R } PATT. # 5166 CL

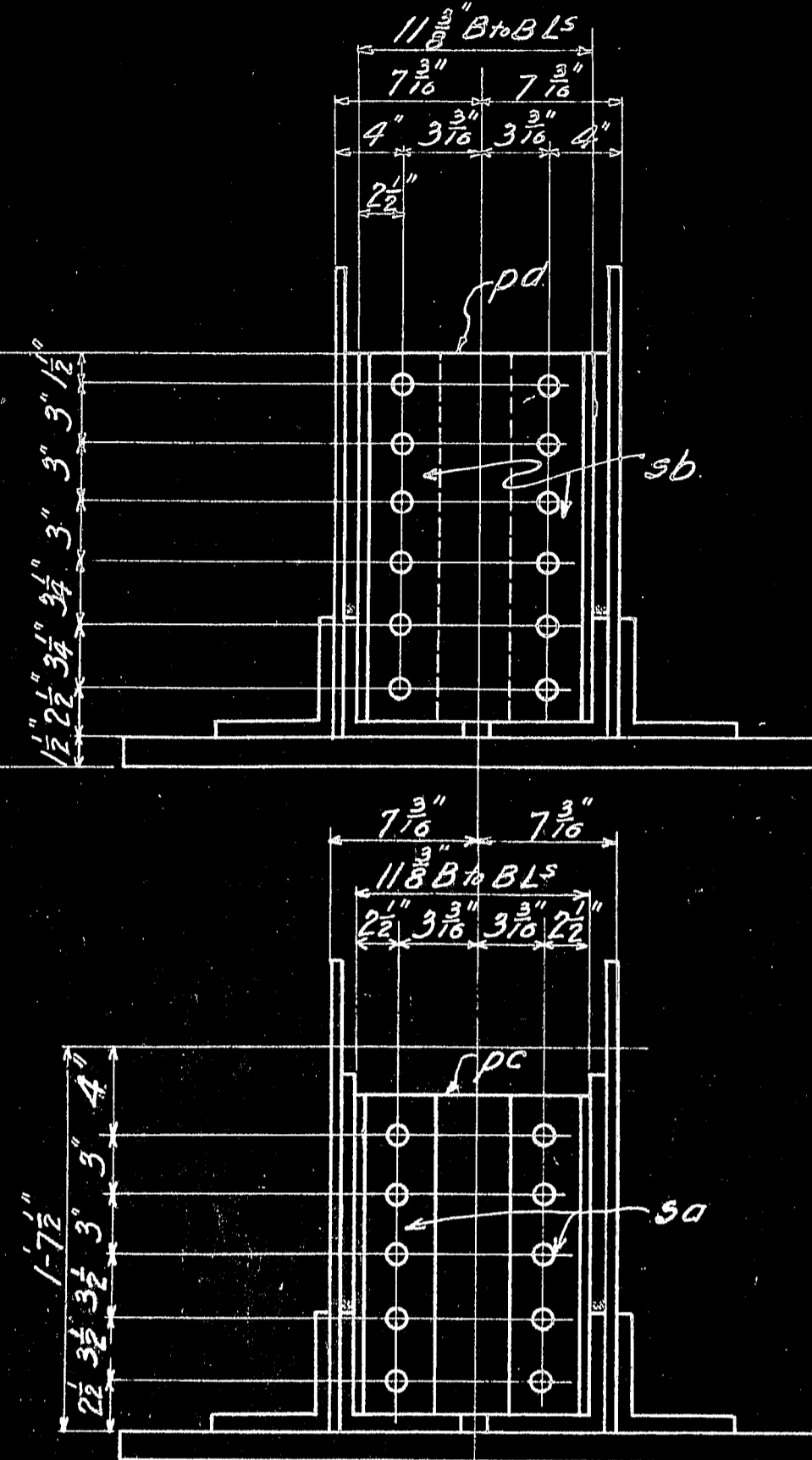
(To be ordered on std. Cstg. bill and finished from std. Casting Skt.)

NO	NAME	MARK	REMARKS
40	HANDRAILS	HR1	
40	"	HR2	
3	"	HR3 ^R	Right as shown.
3	"	HR3 ^L	Left of HR3 ^R
1	"	HR4 ^R	Right as shown & noted.
1	"	HR4 ^L	Left of HR4 ^R except as noted.
3	"	HR5 ^R	Right as shown
3	"	HR5 ^L	Left of HR5 ^R
1	"	HR6 ^R	Right as shown & noted.
1	"	HR6 ^L	Left of HR6 ^R except as noted.

RIVERS HOLDS	NOTES	REVISED	CUSTOMER'S NAME OF STRUCTURE
1/2	except as noted		STATE OF MAINE DOM. OF CANADA
	Punch holes 1/8 except as noted		INTERNATIONAL BRIDGE over the St. John
			RIVER at NADAWASKA ME & EDMUNDSTON N.B.
			TITLE OF DRAWING
			HANDRAIL
			THE CANADIAN BRIDGE CO. LIMITED
			MALDENVILLE, ONT.
SCALE	See det'y 1		MADE IN CANADA
			DRAWN BY J.C. [Signature]
			CHECKED BY [Signature]
			APPROVED BY [Signature]
			DOCT. NO. 2411
			DRG. NO. 19

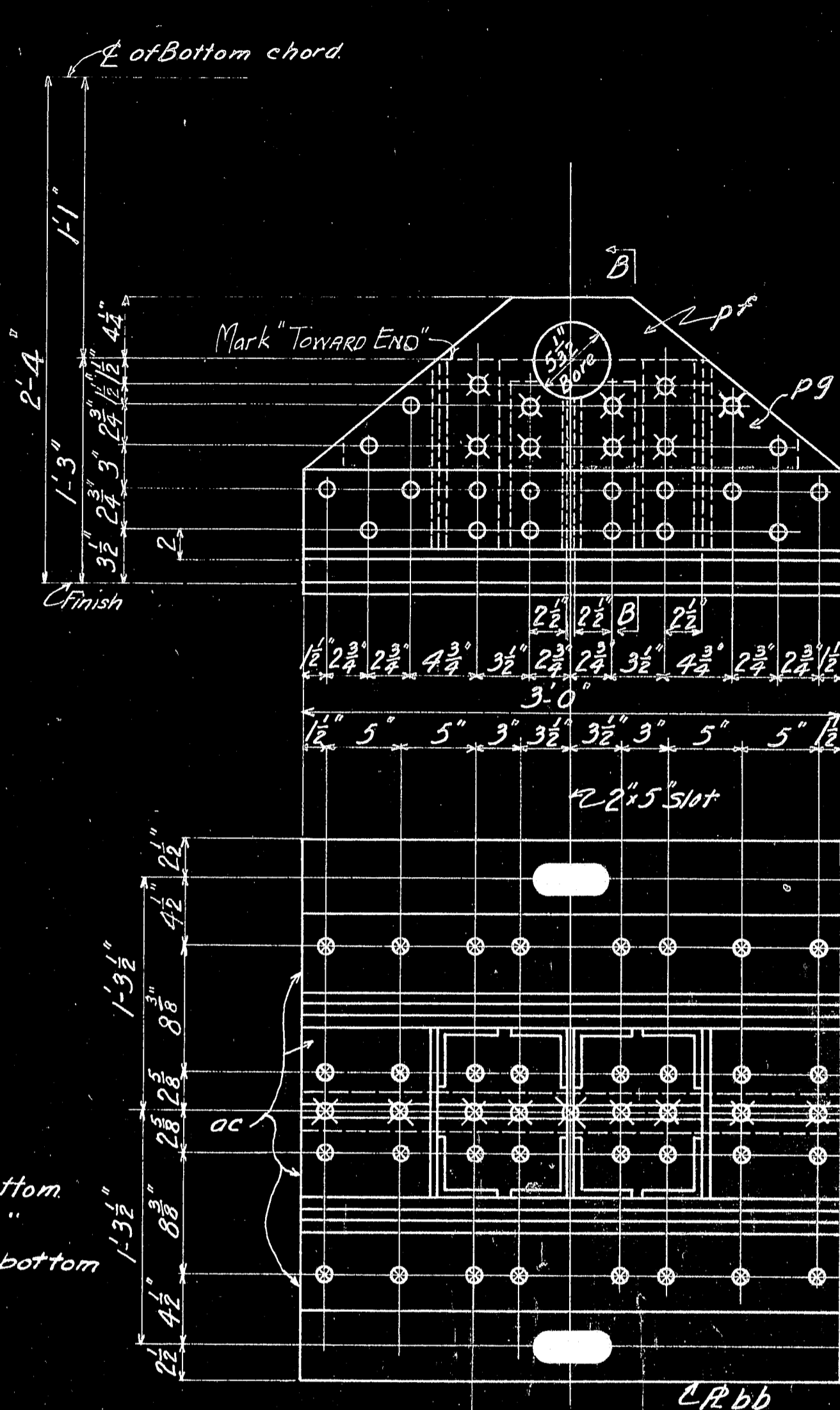


8 PEDESTALS - FPI

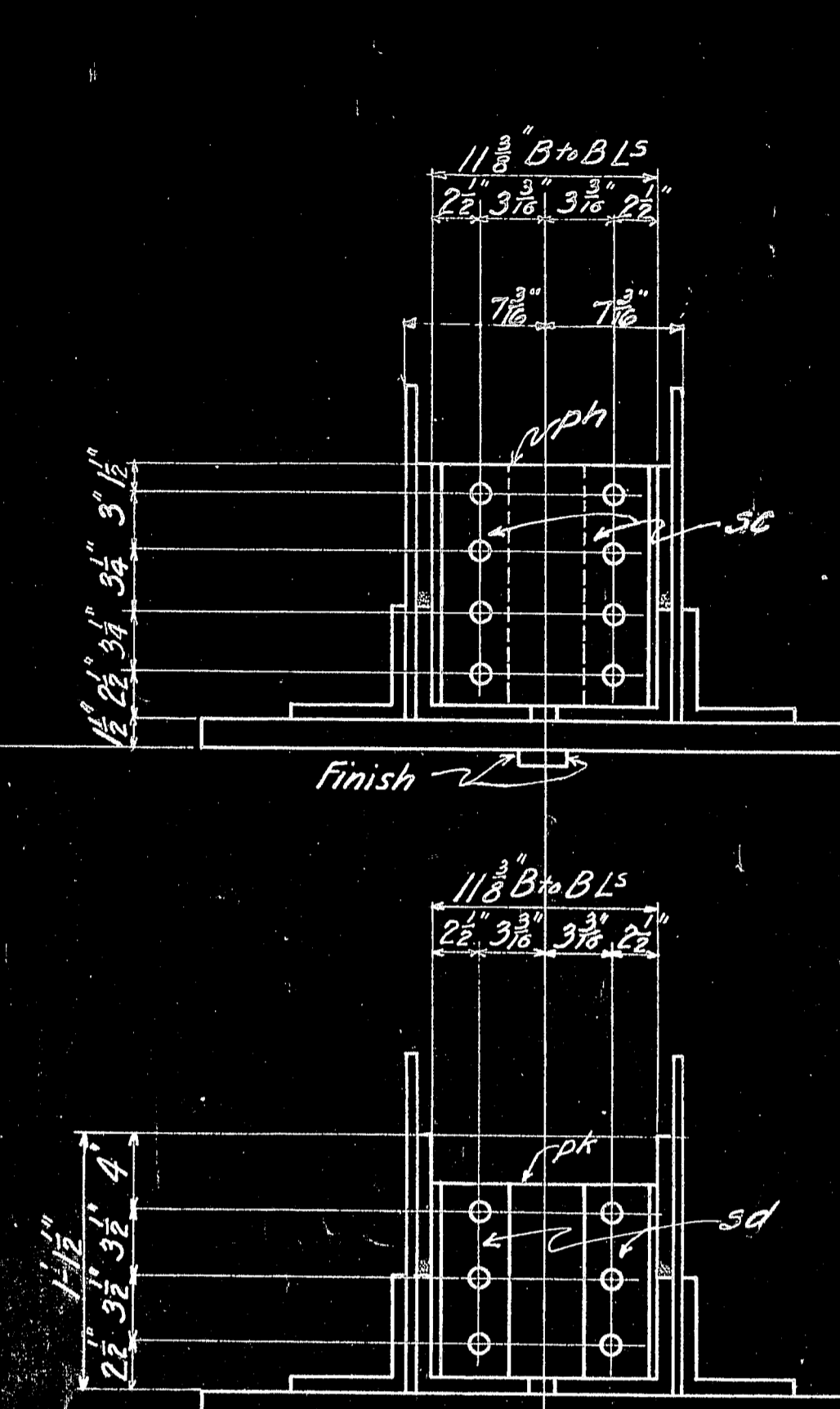


SECTION AA

- 2 Rs 24x24x2 1/2 (av) pa B 37'-9" Fin at bottom
- 2 Rs 13x13x2 1/2 (av) pb B 36'-2" Fit "
- 1 R 11x11x1 1/2 pc B 36'-0 1/2 "
- 2 " 11x11x1 1/2 pd B 25'-8 1/2 " Fin at bottom
- 4 L 4x4x1/2 pe B 60'-0 "
- 4 " do x 1/2 pf B 60'-0 "
- 2 " 6x6x1/2 pg B 48'-0 1/2 "
- 2 " do x 3/4 ph B 3'-0 "
- 1 Base R 36x12x3/4 ba B 3'-0 "

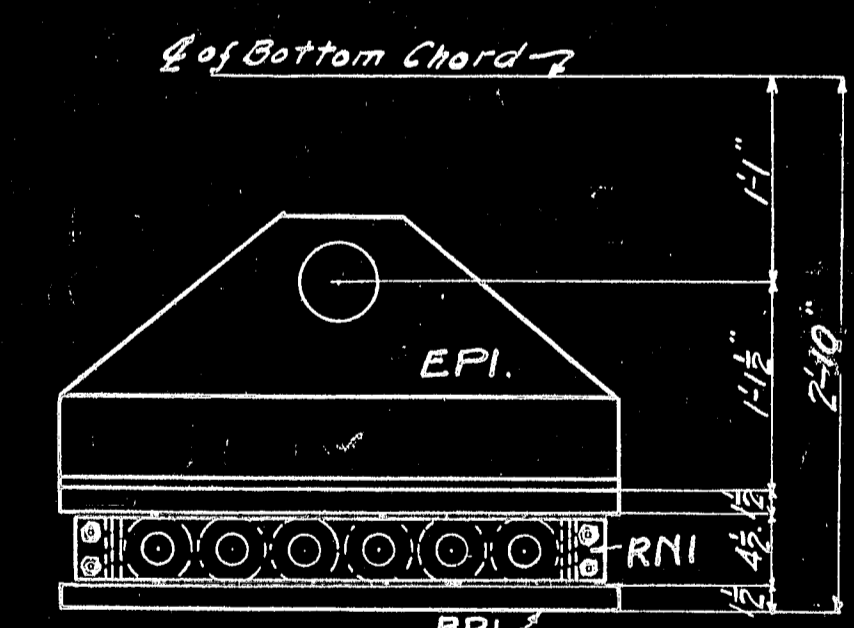


8 PEDESTALS - EPI

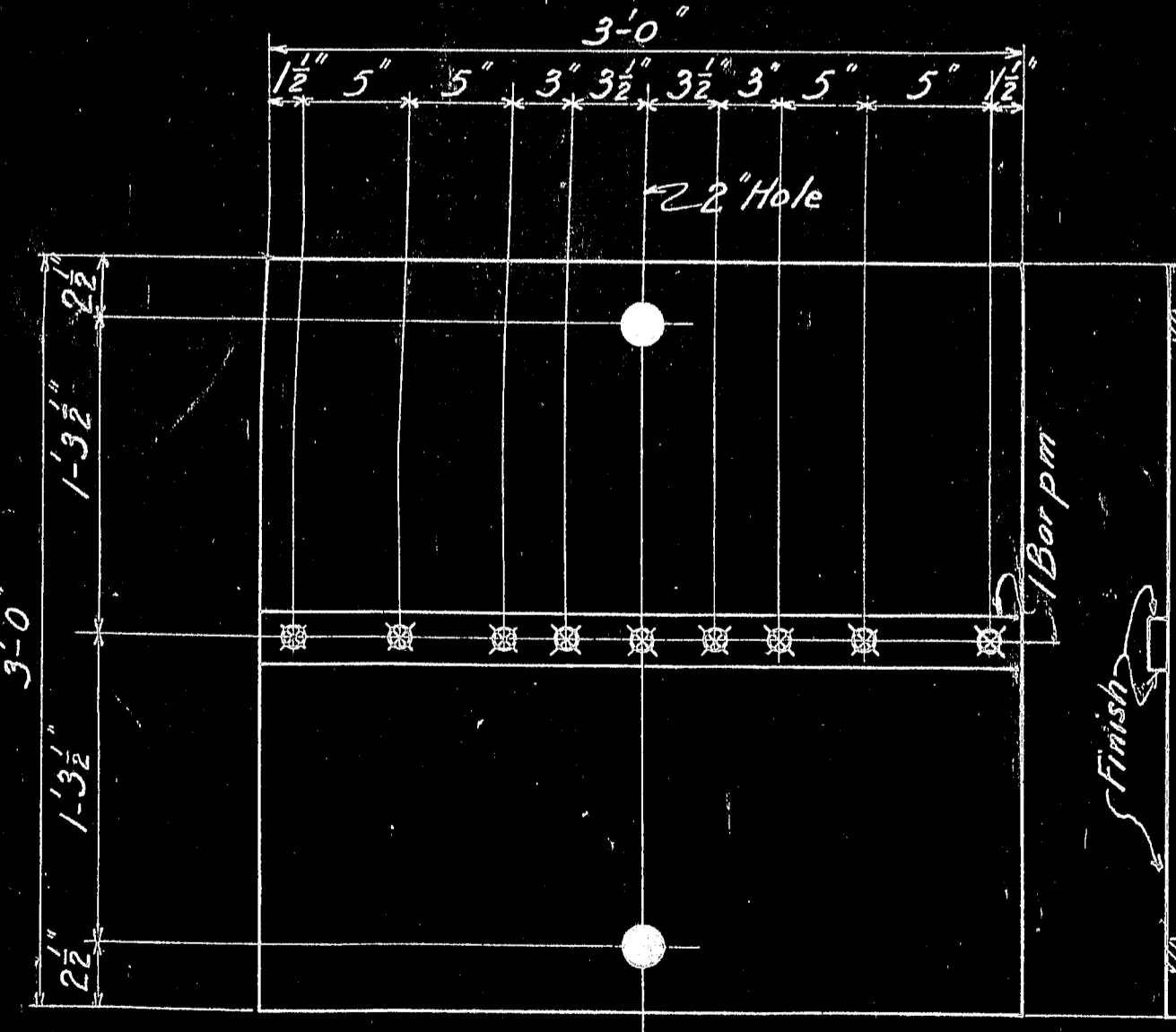


SECTION BB

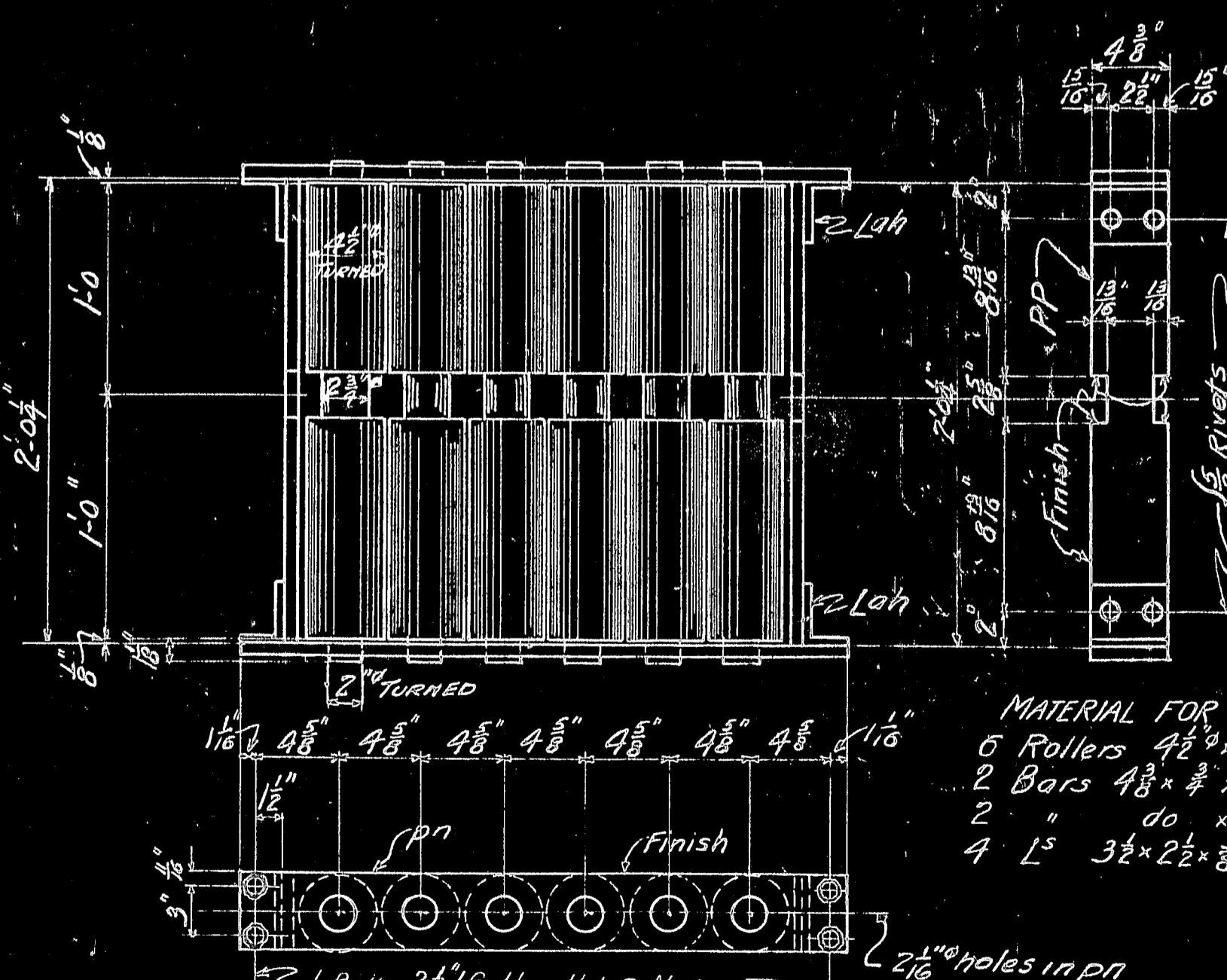
- 2 Rs 18x18x2 1/2 (av) pf B 39'-4" Fin at Bottom
- 2 Rs 7x7x2 1/2 (av) pg B 18'-4" Fit at "
- 2 Rs 11x11x1 1/2 ph B 36'-0 1/2 "
- 1 R 11x11x1 1/2 pi B 25'-8 1/2 " Fin at bottom
- 4 L 4x4x1/2 pj B 60'-0 "
- 4 L 4x4x1/2 pk B 60'-0 "
- 4 L 4x4x1/2 pl B 60'-0 "
- 4 L 4x4x1/2 pm B 60'-0 "
- 4 L 4x4x1/2 pn B 60'-0 "
- 4 L 4x4x1/2 po B 60'-0 "
- 4 L 4x4x1/2 pp B 60'-0 "
- 4 L 4x4x1/2 pq B 60'-0 "
- 4 L 4x4x1/2 pr B 60'-0 "
- 4 L 4x4x1/2 ps B 60'-0 "
- 4 L 4x4x1/2 pt B 60'-0 "
- 4 L 4x4x1/2 pu B 60'-0 "
- 4 L 4x4x1/2 pv B 60'-0 "
- 4 L 4x4x1/2 pw B 60'-0 "
- 4 L 4x4x1/2 px B 60'-0 "
- 4 L 4x4x1/2 py B 60'-0 "
- 4 L 4x4x1/2 pz B 60'-0 "
- 4 L 4x4x1/2 qa B 60'-0 "
- 4 L 4x4x1/2 qb B 60'-0 "
- 4 L 4x4x1/2 qc B 60'-0 "
- 4 L 4x4x1/2 qd B 60'-0 "
- 4 L 4x4x1/2 qe B 60'-0 "
- 4 L 4x4x1/2 qf B 60'-0 "
- 4 L 4x4x1/2 qg B 60'-0 "
- 4 L 4x4x1/2 qh B 60'-0 "
- 4 L 4x4x1/2 qi B 60'-0 "
- 4 L 4x4x1/2 qj B 60'-0 "
- 4 L 4x4x1/2 qk B 60'-0 "
- 4 L 4x4x1/2 ql B 60'-0 "
- 4 L 4x4x1/2 qm B 60'-0 "
- 4 L 4x4x1/2 qn B 60'-0 "



ASSEMBLED VIEW EXPANSION END

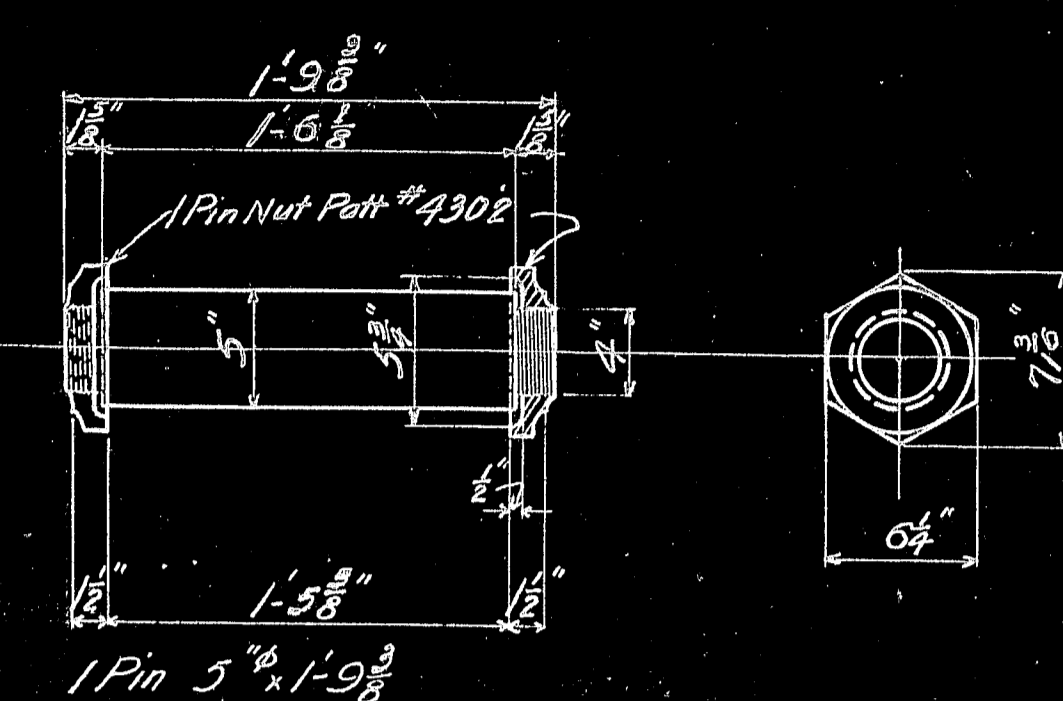


8 BASE PLATES - BPI

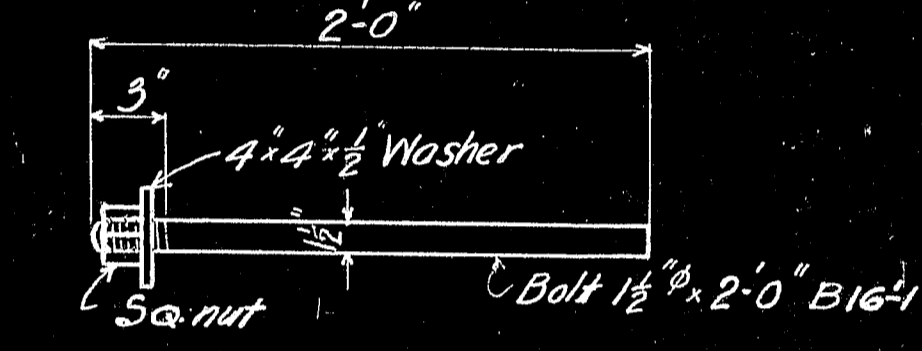


8 ROLLER NESTS - RNI

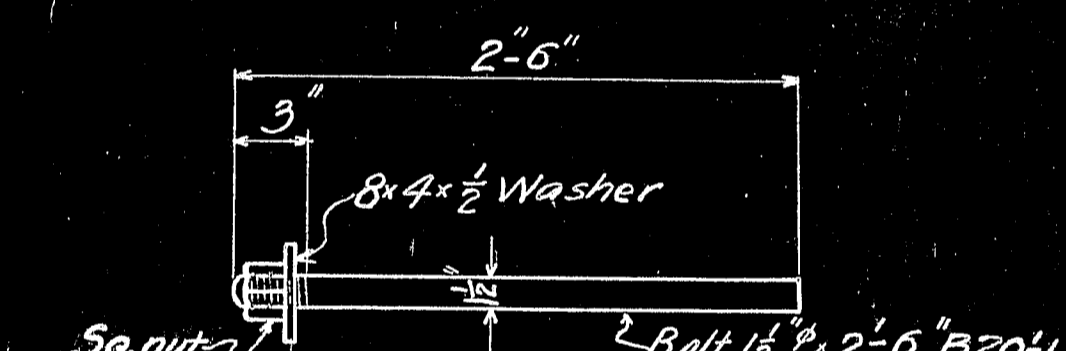
- MATERIAL FOR 1 ROLLER NEST
- 6 Rollers 4 1/2 x 2 1/2 x 17'-10 1/2 and stock
- 2 Bars 4 1/2 x 2 1/2 x 23'-1"
- 2 " do x 2 1/2 x 16'-1"
- 4 L 3 1/2 x 2 1/2 x 4 1/2 oh B 12'-0"



16 PINS REQ'd (Called for on Shop Summary)
Note: Pin nuts to be ordered from Stry City Bill.



16 ANCHOR BOLTS REQ'd
Called for on Shop Summary



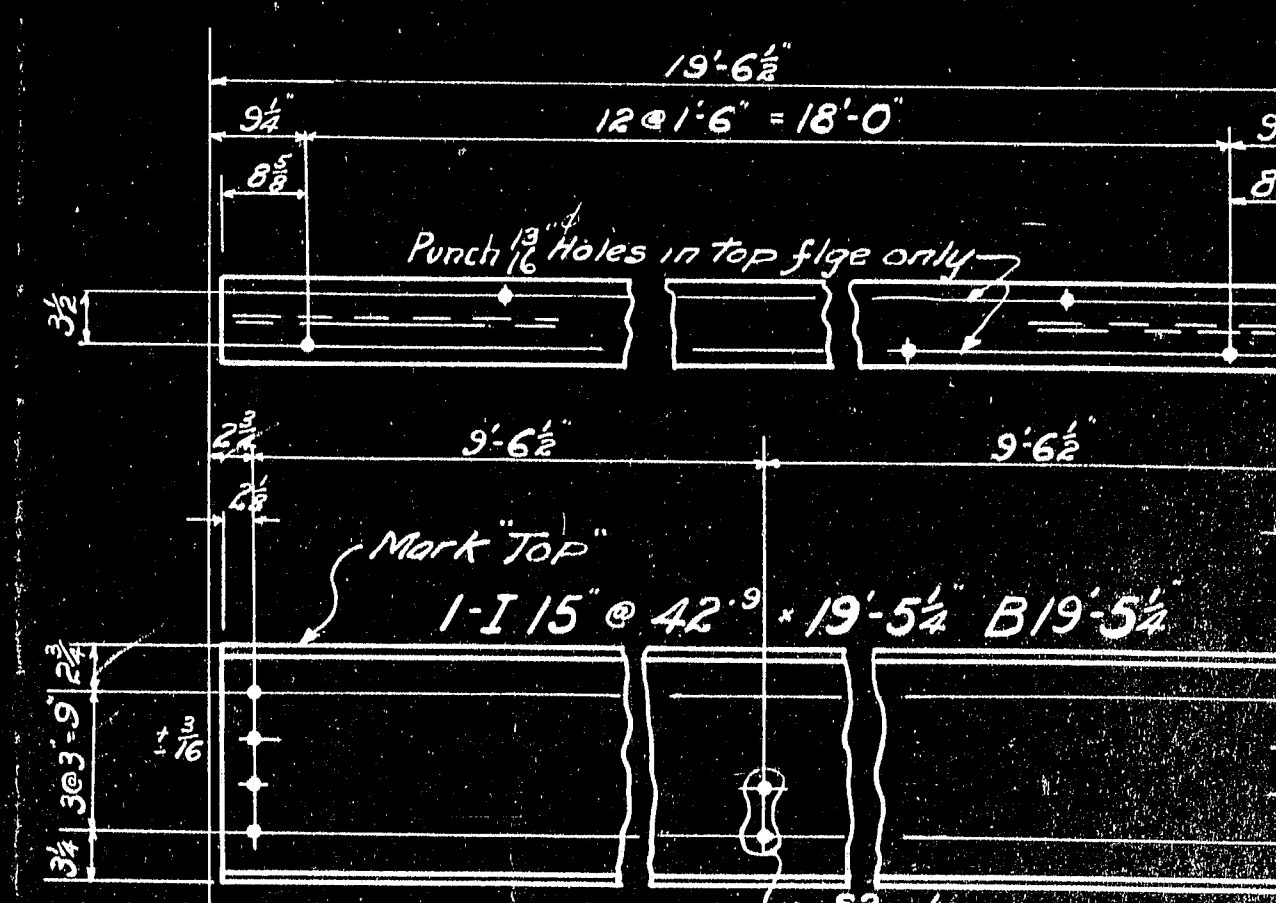
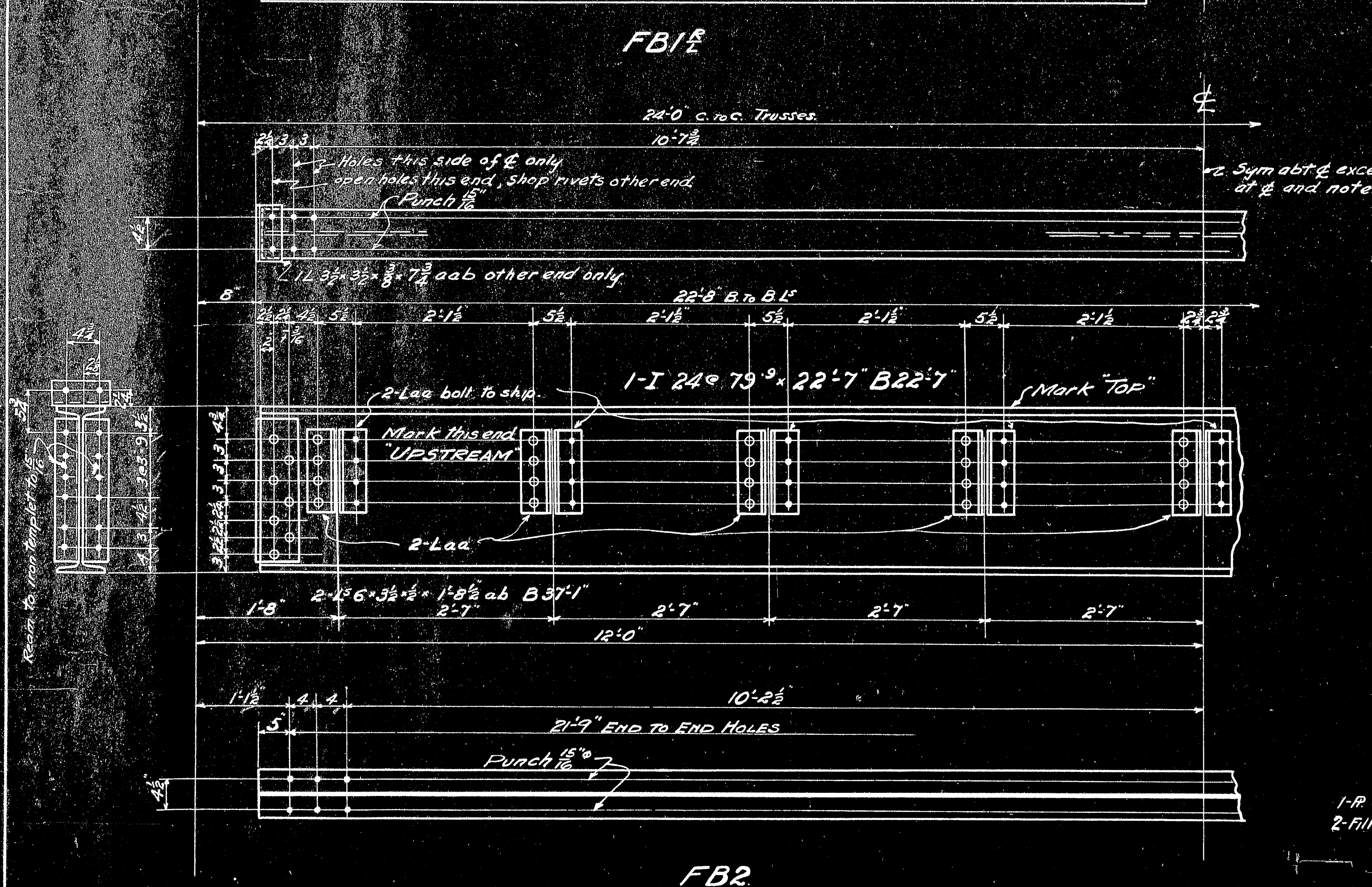
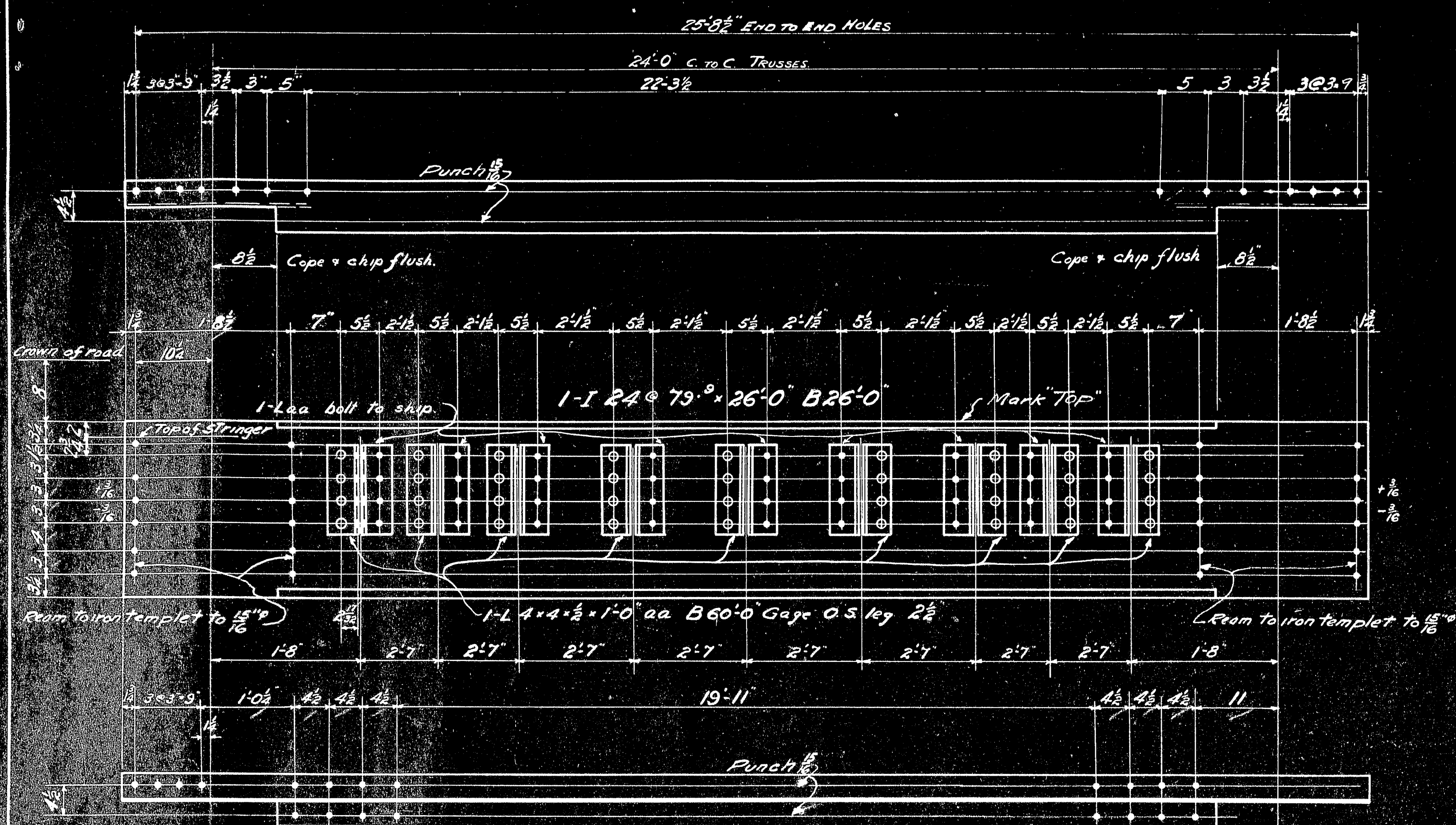


16 ANCHOR BOLTS REQ'd
Called for on Shop Summary


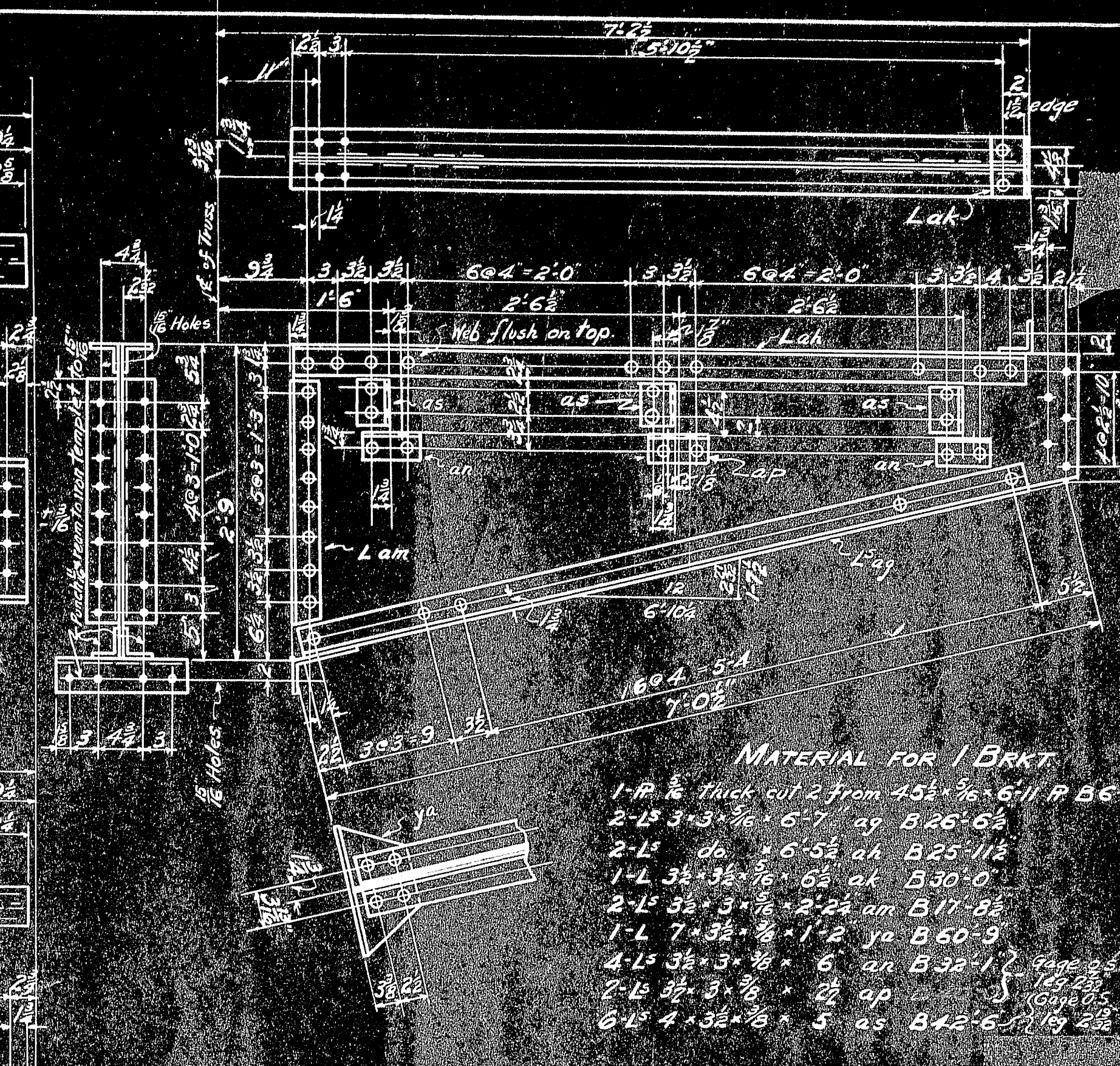
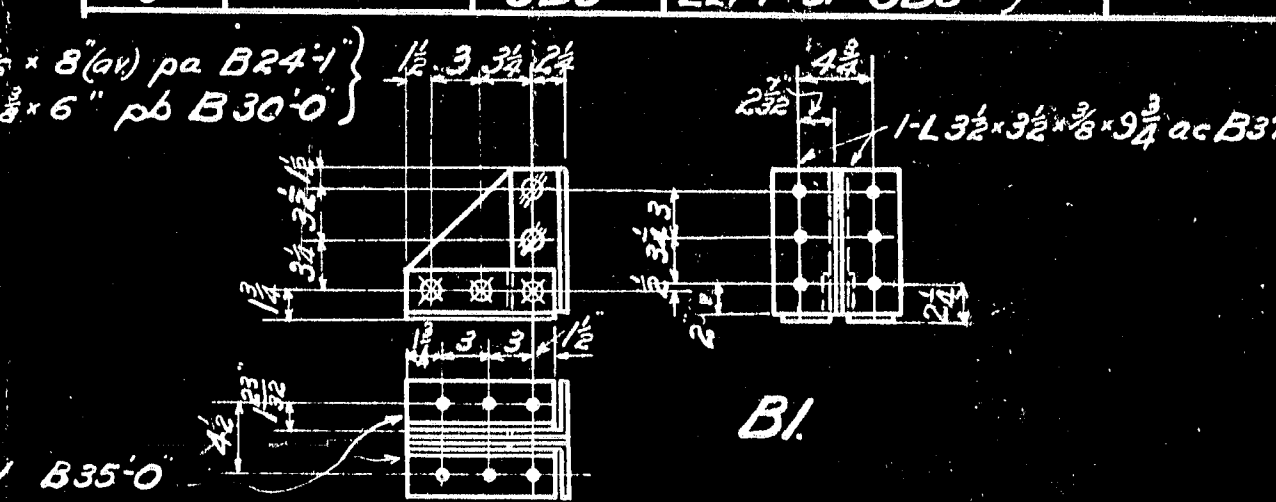


8 ROLLER NESTS REQ'd
Called for on Shop Summary

<p>NOTES</p> <p>RIVETS 6" except as noted in RNI</p> <p>HOLES Punch holes 1/2" diam to 1/2" except in RNI which punch 1/2" for 1/2" rivets and 3/4" for 3/4" bolts</p> <p>PAINT See drawing</p>		<p>REVISION</p> <p>PP</p> <p>ah</p> <p>sd</p> <p>bb</p>	<p>CUSTOMER STATE OF MAINE - DOMINION OF CANADA</p> <p>NAME OF STRUCTURE INTERNATIONAL BRIDGE OVER THE</p> <p>LOCATION ST JOHN RIVER, MAINE, ME. 6 COMMUNITARIAN</p> <p>TITLE OF DRAWING PIER MEMBERS, PINS, ANCHORS, ETC.</p> <p>THE CANADIAN BRIDGE CO., LIMITED</p> <p>WALKERVILLE, ONT.</p> <p>SCALE: 1" = 1'-0"</p> <p>MADE BY: J. H. H. STARTED: JAN 22, 1921 COMPLETED: MAY 23, 1921</p> <p>CHECKED BY: C. W. R. AUG 12, 1921</p> <p>APPROVED BY: [Signature] DATE: [Date] CONT. NO. 2411</p> <p>DRG. NO. 3</p>
---	--	---	--



No	Reqd	NAME	MARK	REMARKS	EST. WT.
4		FLOOR BEAMS	FB1 ^R	RIGHT AS SHOWN	
4		"	FB1 ^L	LEFT OF FB1 ^R	
44		"	FB2		
384		STRINGERS	S1		834 [#]
48		"	S2	ALIKE EXCEPT HOLES AS NOTED	834 [#]
48		"	S3		356 [#]
44		BRACKETS	B1		222 [#]
1		SIDEWALK BRKT.	SB1		
1		"	SB2 ^R	RIGHT AS SHOWN	
1		"	SB2 ^L	LEFT OF SB2 ^R (ALIKE EXCEPT)	
3		"	SB3 ^R	RIGHT AS SHOWN (CUT AS NOTED)	
3		"	SB3 ^L	LEFT OF SB3 ^R	



No	Reqd	NAME	MARK	REMARKS	EST. WT.
4		FLOOR BEAMS	FB1 ^R	RIGHT AS SHOWN	
4		"	FB1 ^L	LEFT OF FB1 ^R	
44		"	FB2		
384		STRINGERS	S1		834 [#]
48		"	S2	ALIKE EXCEPT HOLES AS NOTED	834 [#]
48		"	S3		356 [#]
44		BRACKETS	B1		222 [#]
1		SIDEWALK BRKT.	SB1		
1		"	SB2 ^R	RIGHT AS SHOWN	
1		"	SB2 ^L	LEFT OF SB2 ^R (ALIKE EXCEPT)	
3		"	SB3 ^R	RIGHT AS SHOWN (CUT AS NOTED)	
3		"	SB3 ^L	LEFT OF SB3 ^R	



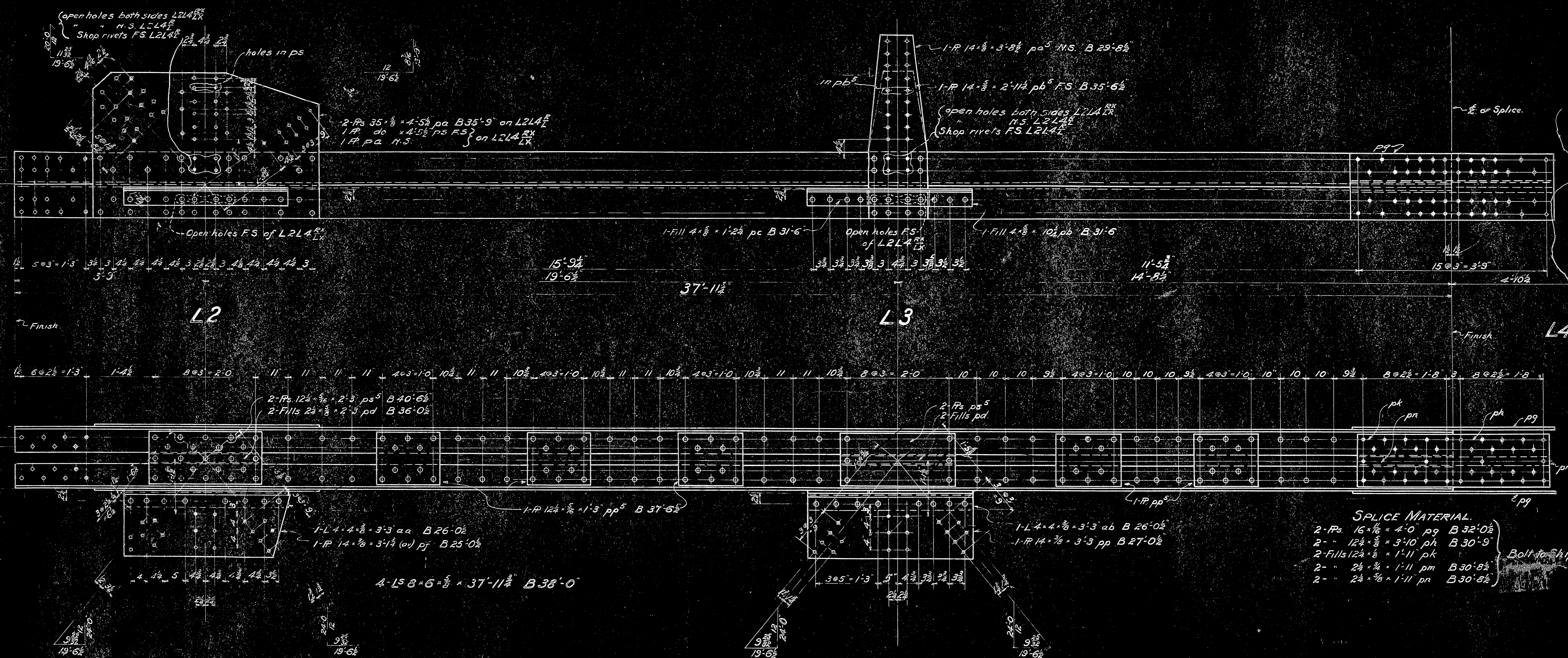
1-R 9" x 3/4" x 6' 0" pa B24-4
2-Fill 2 1/2" x 6" pa B30-0

1-L 3" x 3/4" x 5' 0" ad B35-0

MATERIAL FOR 1 BRKT
1-R 3/4" thick cut 2 from 451-16-6-11 P B6-11
2-L 3/4" x 3/4" x 6' 0" ad B26-6 1/2
2-L 3/4" x 3/4" x 6' 0" ad B25-1 1/2
1-L 3/4" x 3/4" x 6' 0" ad B30-0
2-L 3/4" x 3/4" x 6' 0" ad B17-5 1/2
1-L 7/8" x 3/4" x 1/2" ad B50-3
4-L 3/4" x 3/4" x 6' 0" ad B32-1 1/2
2-L 3/4" x 3/4" x 6' 0" ad B42-5 1/2
6-L 4" x 3/4" x 5' 0" ad B42-5 1/2

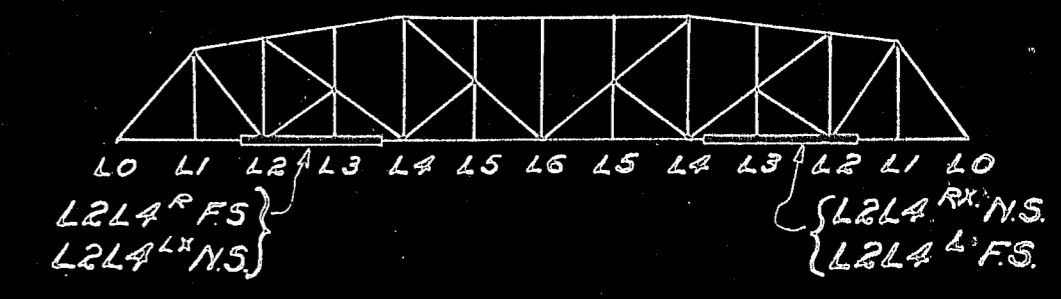
MATERIAL FOR 1 BRKT
1-R 3/4" thick cut 2 from 451-16-6-11 P B6-11
2-L 3/4" x 3/4" x 6' 0" ad B26-6 1/2
2-L 3/4" x 3/4" x 6' 0" ad B25-1 1/2
1-L 3/4" x 3/4" x 6' 0" ad B30-0
2-L 3/4" x 3/4" x 6' 0" ad B17-5 1/2
1-L 7/8" x 3/4" x 1/2" ad B50-3
4-L 3/4" x 3/4" x 6' 0" ad B32-1 1/2
2-L 3/4" x 3/4" x 6' 0" ad B42-5 1/2
6-L 4" x 3/4" x 5' 0" ad B42-5 1/2

STATE OF MAINE - DOM. OF CANADA
NAME OF STRUCTURE: **INTERNATIONAL BRIDGE OVER THE ST. JOHN RIVER**
LOCATION: **between MADAWASKA R. & EDMUNDSTON R.B.**
TITLE OF DRAWING: **FLOOR BEAMS, STRINGERS & SIDEWALK BRKTS.**
THE CANADIAN BRIDGE CO., LIMITED
WALKERVILLE, ONT.
SCALE: **1" = 1'-0"**
MADE BY: **R.M.** STARTED: **July 18-21** COMPLETED: **July 18-21**
CHECKED BY: **C.M.S.** DATE: **Aug. 1/21** CONT. NO.: **2411**
APPROVED BY: **R.M.** DATE: **Aug. 1/21** DRG. NO.: **4**



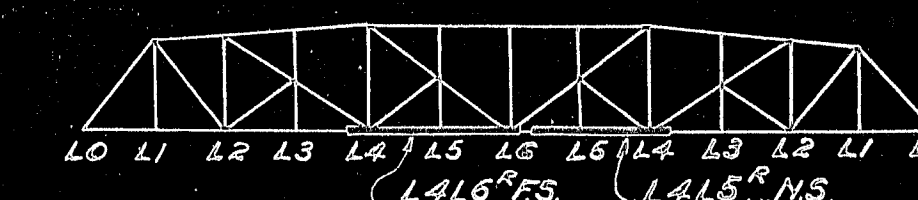
4 BOTTOM CHORDS REQ'D.

4	"	"	"	L2L4 ^R	RIGHT AS SHOWN.
4	"	"	"	L2L4 ^L	LEFT OF L2L4 ^R .
4	"	"	"	L2L4 ^{RX}	RIGHT AS SHOWN. SAME AS L2L4 ^R EXCEPT
4	"	"	"	L2L4 ^{LX}	LEFT OF L2L4 ^{RX} . OPEN HOLES AT L2L3, AS NOTED



RIVETS $\frac{7}{8}$ " HOLES $\frac{15}{16}$ " Punch holes $\frac{11}{16}$ " & ream to $\frac{15}{16}$ " except in L5 aa, ab & L5 ps, pd, pp, pf & pp, which punch $\frac{11}{16}$ " Ream all open holes to as per templet except Lateral Plates.		REVISED LAST ASSEMBLY MARK ab ps	CUSTOMER STATE OF MAINE - DOM. OF CANADA. NAME OF STRUCTURE INTERNATIONAL BRIDGE OVER THE ST. JOHN LOCATION RIVER between MADAWASKA, ME. & EDMONSTOWN, ME. TITLE OF DRAWING BOTTOM CHORD L2L4 THE CANADIAN BRIDGE CO., LIMITED WALKERVILLE, ONT. SCALE 1"=1'-0" MADE BY R.Y. STARTED JUNE 21-21 COMPLETED JUNE 22-21 CHECKED BY C.M. " AUG 10, 21 " AUG 10, 21 CONT. NO. 2411 APPROVED BY DATE DRG. NO. 6
--	--	---	--

PRINT: See Drg #1.



PAINT. See Dr9 #1

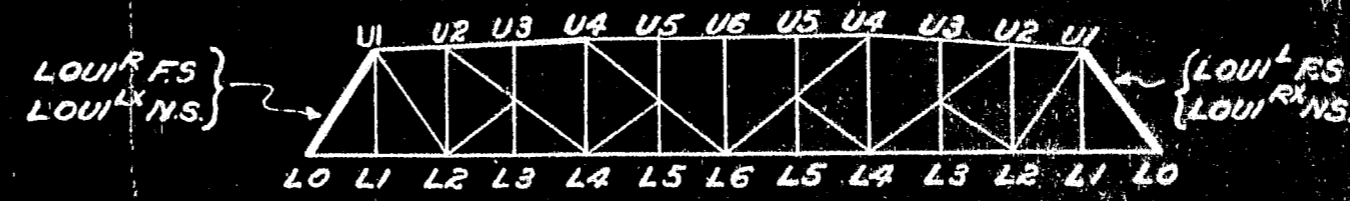
REVISED
LAST ABREMB
MARKS
ab
or

CUSTOMER *STATE of MAINE - DOM. of CANADA.*
NAME OF STRUCTURE *INTERNATIONAL BRIDGE OVER THE ST. JOHN*
LOCATION *RIVER between MADAWASKA, ME. & EDMUNDSTOWN*
TITLE OF DRAWING *BOTTOM CHORDS LALOE & LAL5 ST*

LY

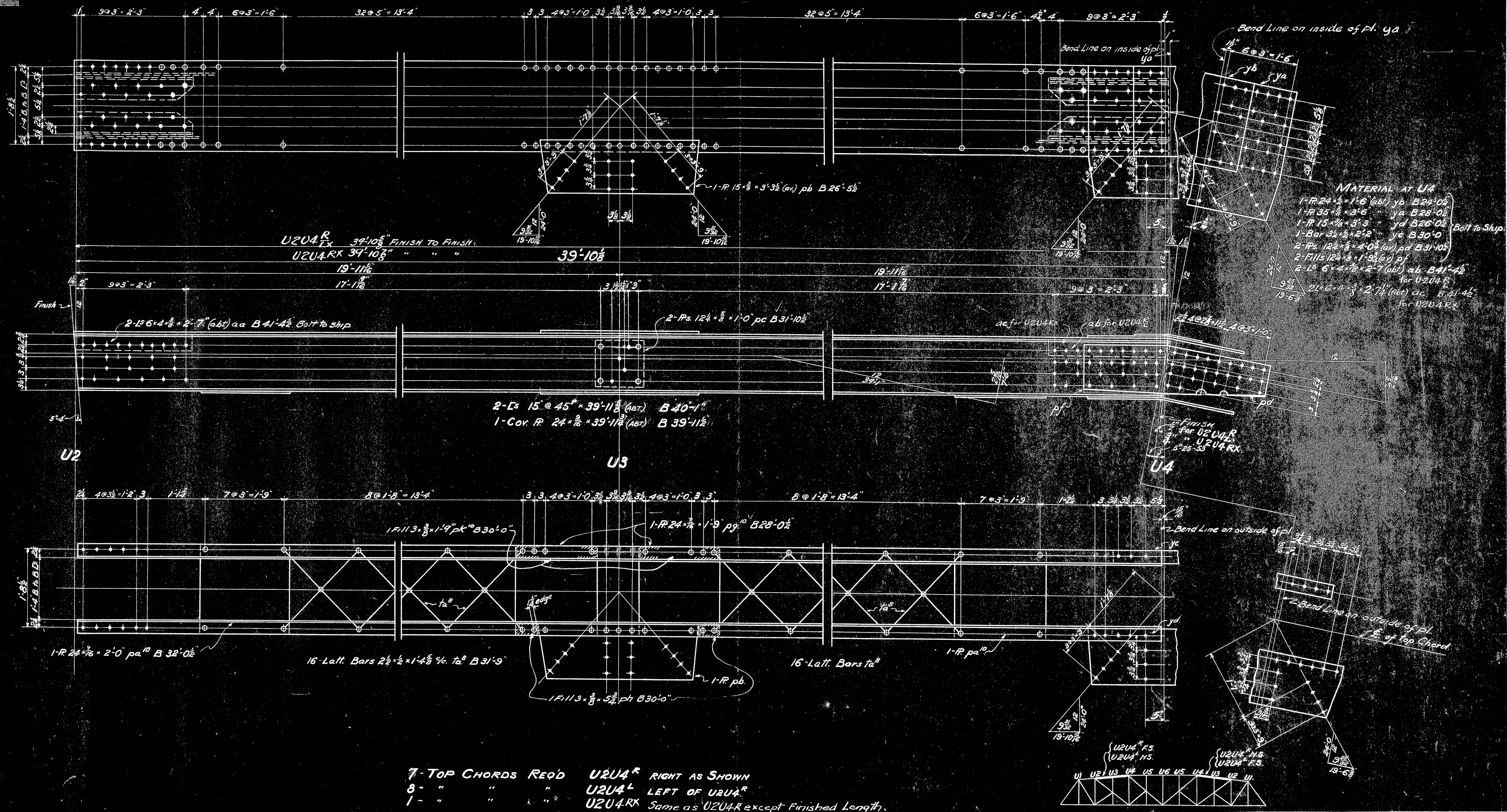
THE CANADIAN BRIDGE CO., LIMITED
WALKERVILLE, ONT.

SCALE: 1-10
MADE BY R.W. STARTED JUNE 23-21 COMPLETED JUNE 24-21
CHECKED BY C.W.S. " Aug 4 " Aug 16/41 CONT. NO. 2411
APPROVED BY DATE DRG. NO. 7

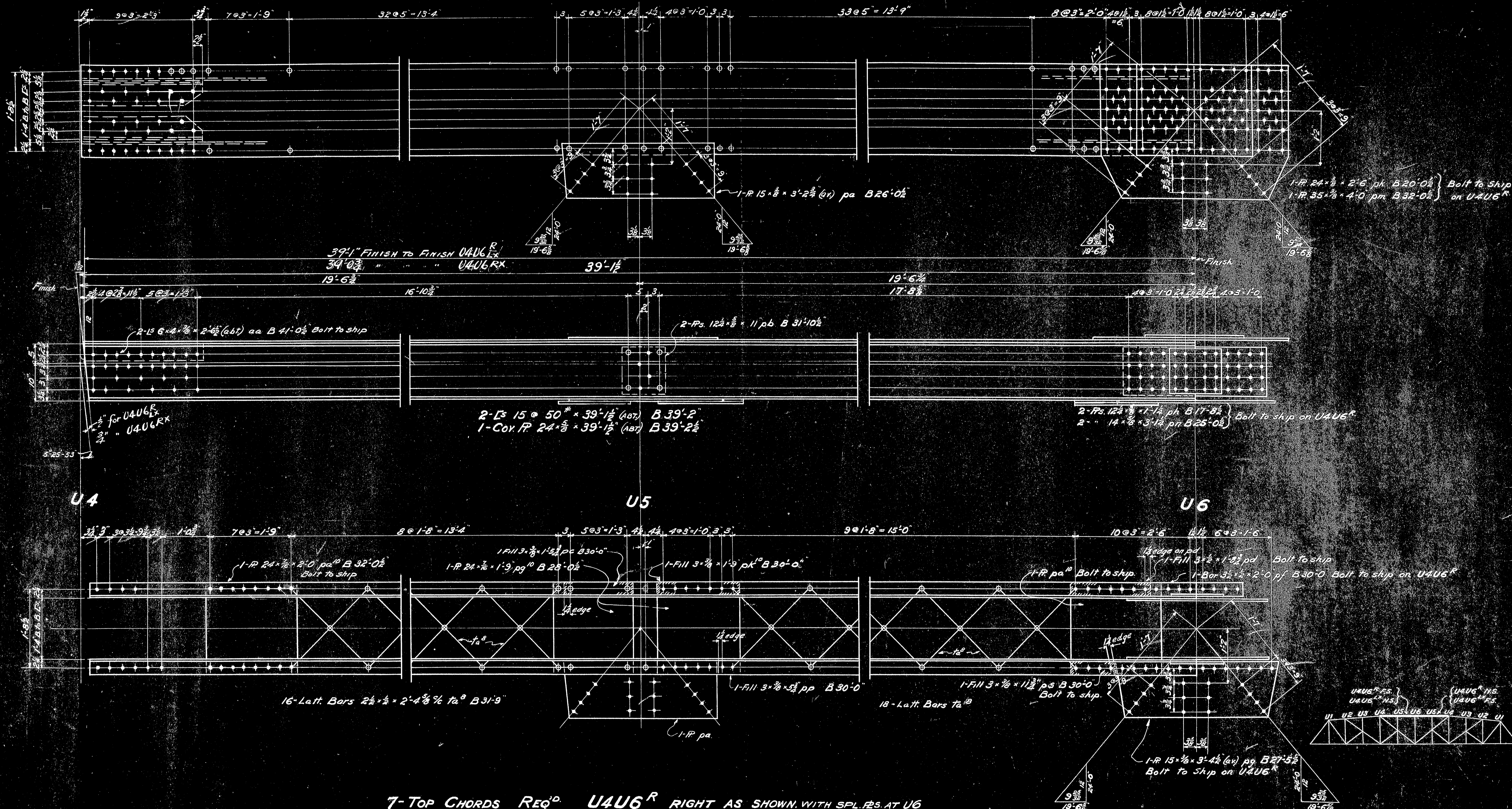


RIVETS HOLES	NOTES	REVISED	CUSTOMER NAME OF STRUCTURE
	except as noted. Punch holes to room to except left bridge & bracing conn. which punch to holes AS per Laa which punch to Room all open holes to on iron template except in portal = Bracing Conns & Laa		STATE OF MAINE - DOM. OF CANADA INTERNATIONAL BRIDGE over the St. John's
		LAST ASSEMBLY MARKS	LOCATION TITLE OF DRAWING
		ad pk ra yc	RIVER between MADAWASKA ME & EDMUNDSTOWN NB END Post LOUISE - LOUISE FR.
			THE CANADIAN BRIDGE CO., LIMITED WALKERVILLE, ONT.
			SCALE: 1"=10'-0"
			MADE BY R.M. STARTED June 22 COMPLETED June 24
			CHECKED BY C.W.P. Aug 11/21 Aug 15/21 EIGHT NO. 2411
			APPROVED BY R.W. DATE DRAFT NO. 8
PAPER	See Dwg #1		



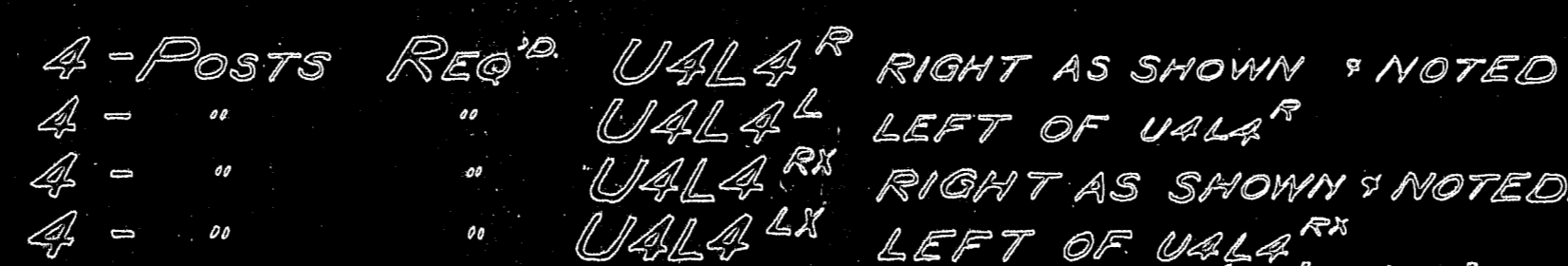


NOTES		REVISED		CUSTOMER	
RIVETS 3/8" HOLES 1/2" Punch holes 1/8" to 1/4" except Bracing Conn. to ya ya ya ya ya ya ya ya ya pk pb and latt. bars which punch holes to an iron template except bracing conn. in ps ya ya ya		LAST ASSEMBLY MARKS ac. pk yd.		STATE OF MAINE - DOM. OF CANADA INTERNATIONAL BRIDGE OVER THE ST. JOHN RIVER between MADAWASKA ME. & EDMUNDSTON N.B. TOP CHORDS U2U4^R THE CANADIAN BRIDGE CO., LIMITED WALKERVILLE, ONT.	
Paint - See Drg. #1.		SCALE: 1" = 10' MADE BY: K.W. CHECKED BY: C.W. APPROVED BY:		DATE: Aug. 11/21 CONT. NO. 2411 Dwg. No. 10	



7-TOP CHORDS REQ'D U4U6^R RIGHT AS SHOWN, WITH SPL. RS. AT U6
 8- " " " U4U6^{LX} LEFT OF U4U6^R WITHOUT " " " "
 1- " " " U4U6^{RX} Same as U4U6^R except finished length.

NOTES		REVISED		CUSTOMER <u>STATE OF MAINE - DOM. & CANADA.</u> NAME OF STRUCTURE <u>INTERNATIONAL BRIDGE over the St. John</u> LOCATION <u>RIVER between MADAWASKA ME. & EDMUNDSTOWN N.B.</u> TITLE OF DRAWING <u>TOP CHORD U4U6^R</u> THE CANADIAN BRIDGE CO., LIMITED. WALKERVILLE, ONT. SCALE: <u>1" = 10'</u> MADE BY: <u>R.M.</u> (Drawing) <u>31-2-22</u> (Conn. & 31-2-22) CHECKED BY: <u>C.M.S.</u> - <u>Aug 31/22</u> - <u>Aug 16/22</u> PONT. NO. <u>2411</u> APPROVED BY: _____ DATE: _____ DES. NO. <u>11</u> <u>B.B.</u>
RIVETS $\frac{3}{4}"$		LAST ASSEMBLY MARKS		
HOLES $\frac{1}{2}"$		aa		
Punch holes $\frac{1}{2}"$ from to $\frac{1}{2}"$		ps		
except tie pbs. pa. & pg.				
Lat. R. pa. & holes for Lat.				
& Strut conn. in Pbs. pm, pg.				
& Latt. Bars which punch $\frac{1}{2}"$				
Ream all open holes to an				
Iron Template except tie Pbs.				
& bracing Conns.				
Print: See Dwg. 1.				





MATERIAL FOR HR 62²
 2-L 2 $\frac{1}{2}$ * 2 * $\frac{5}{16}$ * 20-11 $\frac{1}{2}$ B 22-1 $\frac{1}{2}$ N.S. of HR 6^{1X}
 2-L² do. * 20-10 $\frac{1}{2}$ B 21-10 $\frac{1}{2}$ N.S. of HR 6^R
 1-L do. * 7-3 $\frac{1}{2}$ F.S. B 25-11 $\frac{1}{2}$
 1-L do. * 4-2 $\frac{1}{8}$ F.S. B 27-5 $\frac{1}{2}$
 1-L ad.
 1-L aa.
 4-Latt. Bars to
 38- " " 7b.
 1-L 2 $\frac{1}{2}$ * 2 * $\frac{5}{16}$ * 11-3 $\frac{1}{2}$ F.S. B 22-7 $\frac{1}{2}$
 1-L do. * 13-3 $\frac{3}{8}$ F.S. B 26-7 $\frac{1}{2}$

NO	Rep'd	NAME	MARK	REMARKS
40		HANDRAILS	HR1	
40		"	HR2	
3		"	HR3 ^R	Right as shown.
3		"	HR3 ^L	Left of HR3 ^R
1		"	HR4 ^R	Right as shown + noted
1		"	HR4 ^L	Left of HR4 ^R except as "
3		"	HR5 ^R	Right as shown
3		"	HR5 ^L	Left of HR5 ^R
1		"	HR6 ^R	Right as shown + noted
1		"	HR6 ^L	Left of HR6 ^R except as noted

NOTES	
RIVETS	$\frac{1}{2}$ "
HOLES	$\frac{9}{16}$ except as noted
	Punch holes $\frac{9}{16}$ except as noted.

PAINT See dry #1

REVISED

LAST ASSEMBLY MARKS

pl
ah
7b

CUSTOMER *STATE OF MAINE - DOM. OF CANADA*
NAME OF STRUCTURE *INTERNATIONAL BRIDGE OVER THE ST*
LOCATION *RIVER between MAGAWASKA ME. & EDMUND*
TITLE OF DRAWING *HANDRAIL*
THE CANADIAN BRIDGE CO.
WALKERVILLE, ONT.

SCALE: 1"=10'

MADE BY: R.W. STARTED: JULY 12/21 COMPLETED: JULY 13/21

CHECKED BY: CWS. " AUG 5/21 AUG 13/21

APPROVED BY: DATE:

RAS


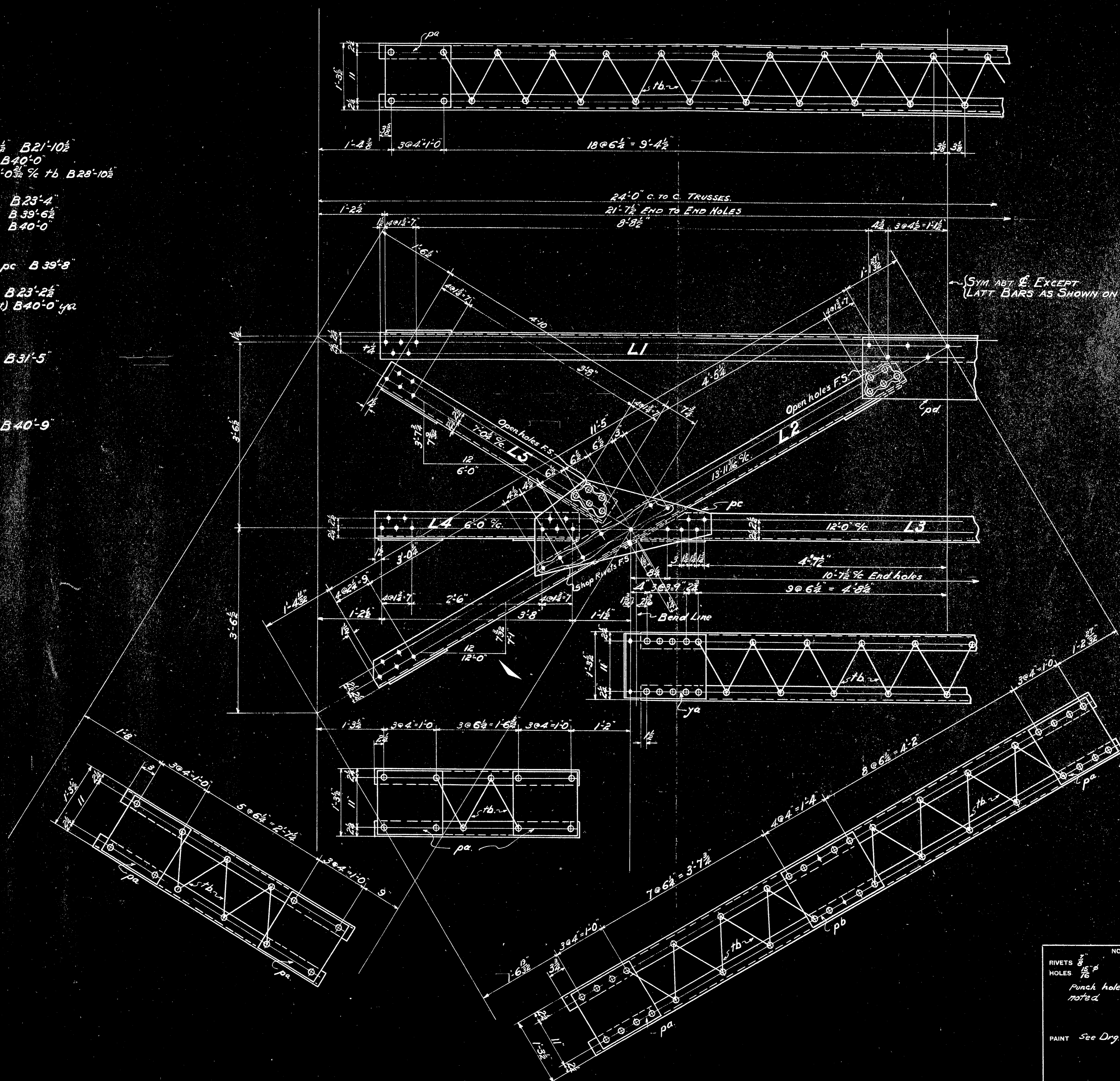
L1
 2-15 6-3/8" x 21'-10 1/2" B21'-10 1/2"
 2-15 14-1/8" x 1'-3" pa B40'-0"
 37-Latt. Bars 2 1/2" x 1'-0 3/4" tb B25'-10 1/2"

L2
 2-15 6-3/8" x 11'-8" B23'-4"
 1-15 14-1/8" x 3'-3 1/2" pd B39'-6 1/2"
 1-15 14-1/8" x 1'-7" pb B40'-0"
 2-15 pa
 15-Latt. Bars tb
 1-15 40-1/8" x 1'-2 1/2" (av) pc B39'-8"

L3
 2-15 6-3/8" x 11'-7" B23'-2 1/2"
 2-15 14-1/8" x 1'-6 1/2" (ab) B40'-0" ya
 18-Latt. Bars tb

L4
 2-15 6-3/8" x 3'-11" B31'-5"
 2-15 pa
 3-Latt. Bars tb

L5
 2-15 6-3/8" x 5'-1" B40'-9"
 2-15 pa
 5-Latt. Bars tb
 1-15 pc



REQUIRED			
No. Req'd	NAME	MARK	REMARKS
8	STRUTS	L1	
16		L2	
8		L3	
16		L4	
16		L5	
8	HANGERS	H1	
16		H2	
16		H3	
8		H4	

NOTES
 RIVETS 5/8"
 HOLES 15/16"
 Punch holes 15 except as noted

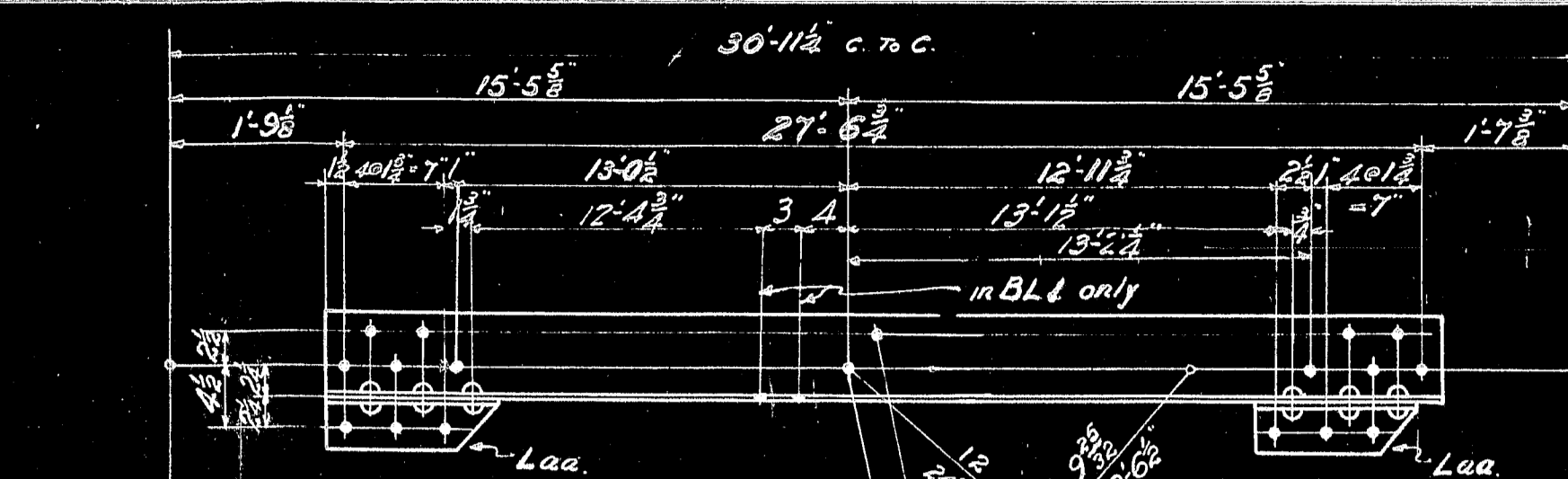
PAINT See Drg. #1

REVISED
 LAST ASSEMBLY MARKS
 Jf
 pg
 tb
 ac

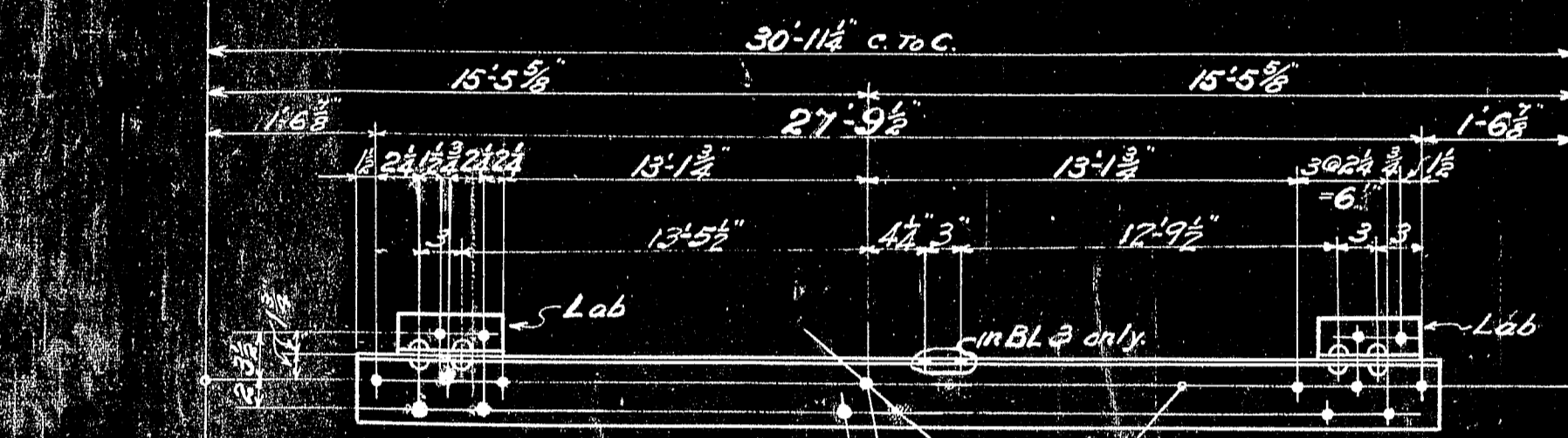
CUSTOMER STATE OF MAINE & DOM. OF CANADA
 NAME OF STRUCTURE INTERNATIONAL BRIDGE OVER THE ST. JOHN R.
 LOCATION RIVER BETWEEN MADAWASKA, ME. & EDMUNDSTON, N.B.
 TITLE OF DRAWING PORTAL

THE CANADIAN BRIDGE CO., LIMITED
 WALKERVILLE, ONT.

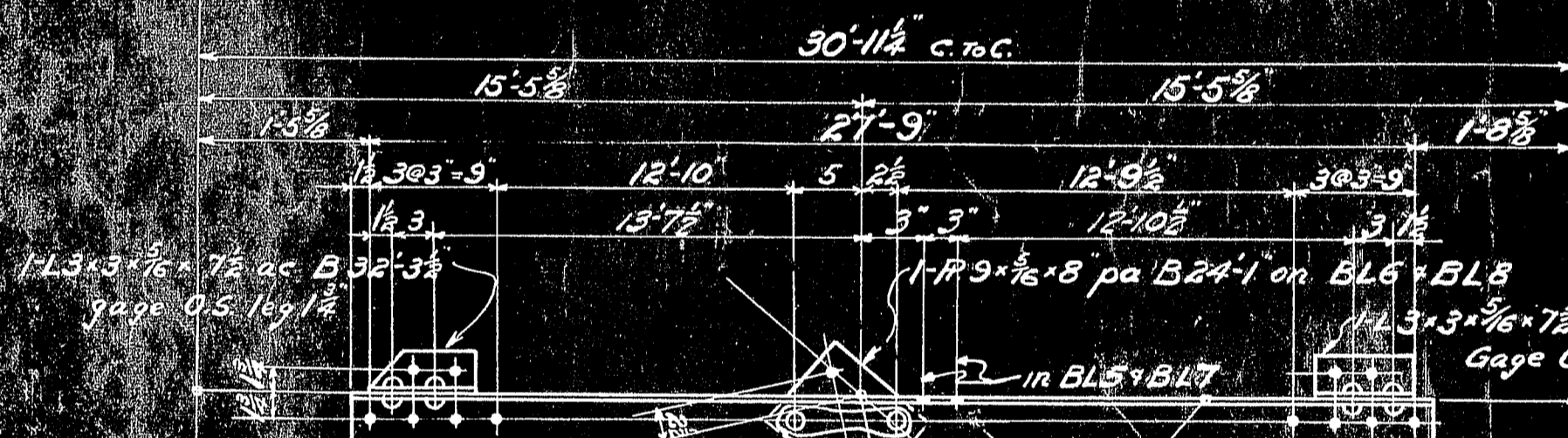
SCALE 1" = 1'-0"
 MADE BY R.M. STARTED July 9-21 COMPLETED July 9-21
 CHECKED BY C.W.L. " Aug 1-21 " Aug 1-21 CONT. NO. 2411
 APPROVED BY R.M. DATE _____ DRG. NO. 15




8-BOTTOM LATERALS REQ'D BL1
8- " " " " BL2 {Like BL1 except
holes as noted



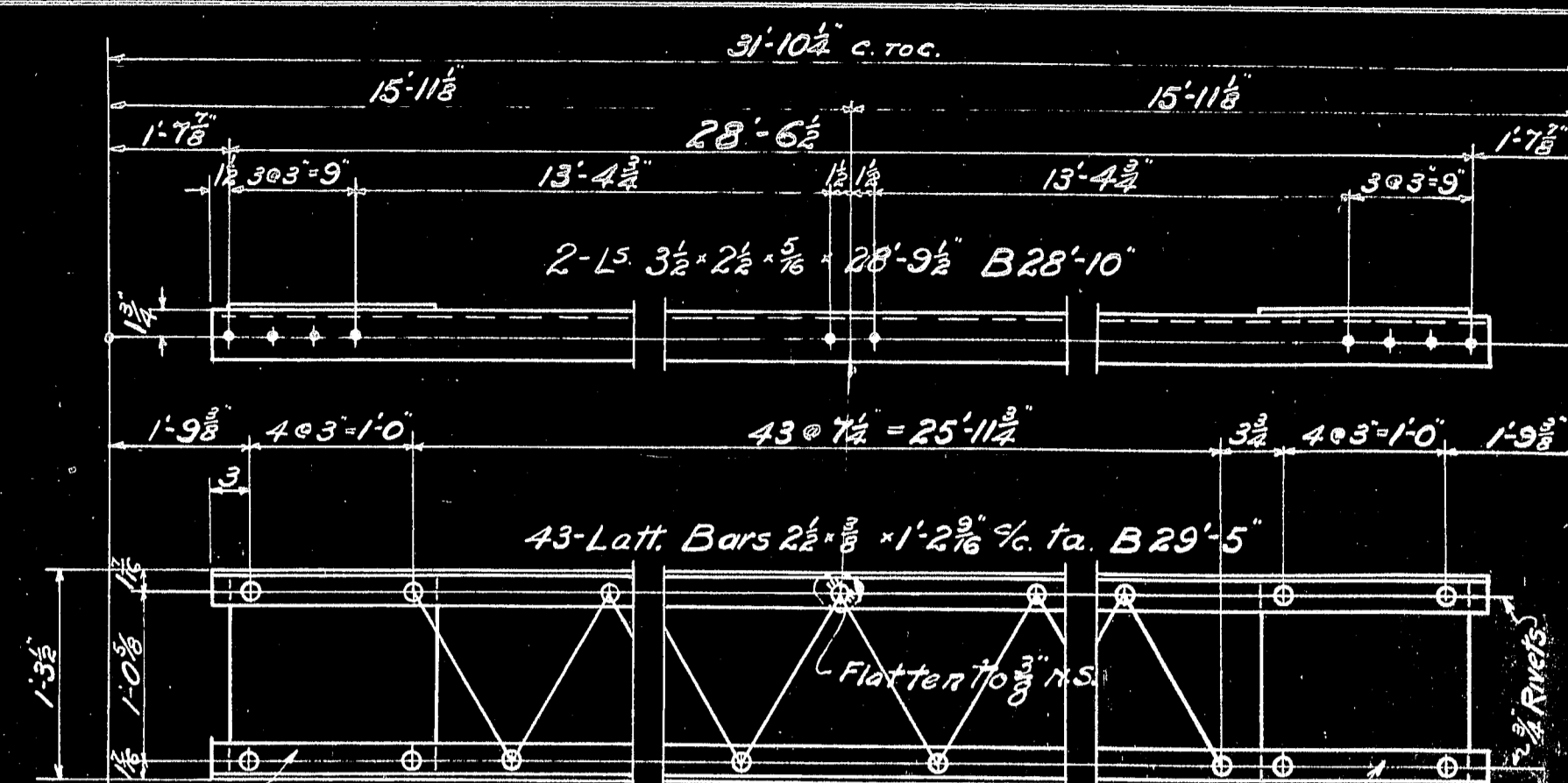
8-BOTTOM LATERALS REQ'D BL3
8- " " " " BL4 {Like BL3 except
hole as noted



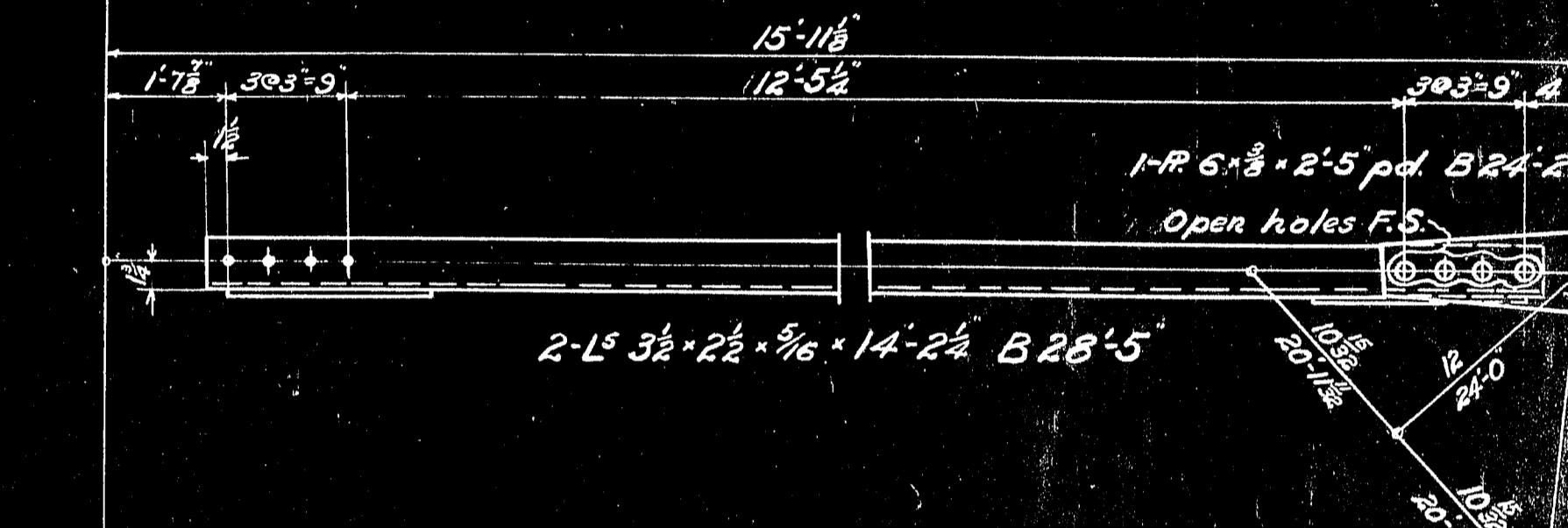
8-BOTTOM LATERALS REQ'D BL5
8- " " " " BL6 {Like BL5 except
in place hole as noted
8- " " " " BL7 {Like BL7 except
8- " " " " BL8 {Like BL7 except
in place hole as noted



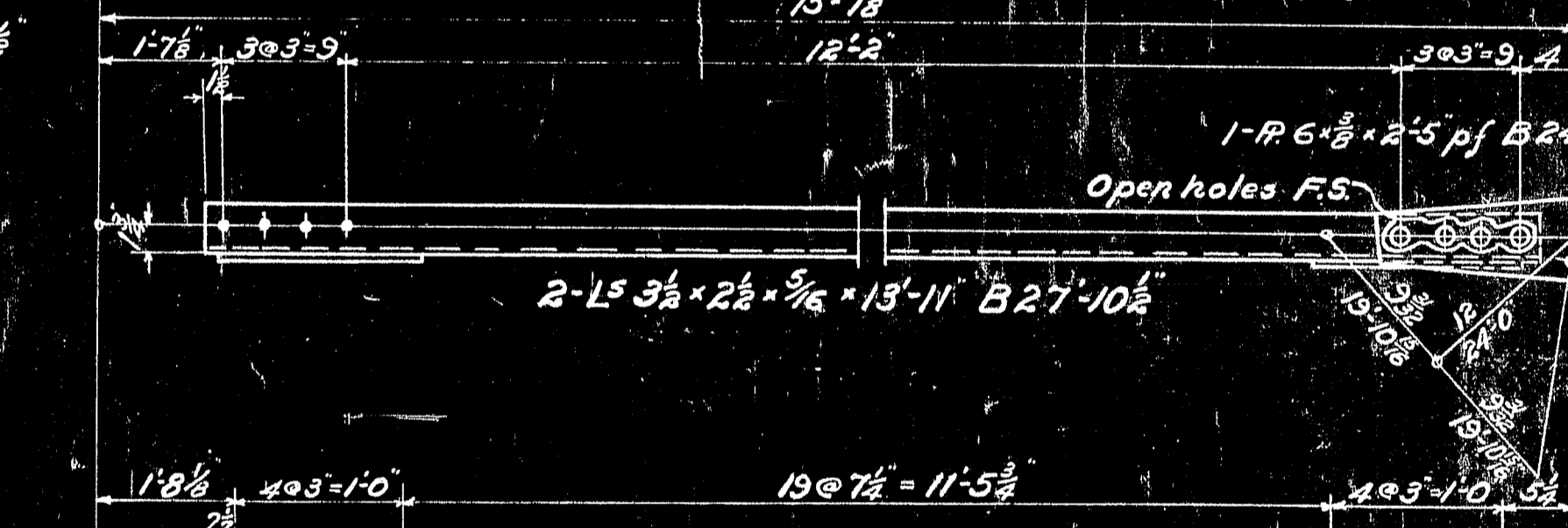
16-BOTTOM LATERALS REQ'D BL9
16- " " " " BL10 {Like BL9 except
in place hole as noted



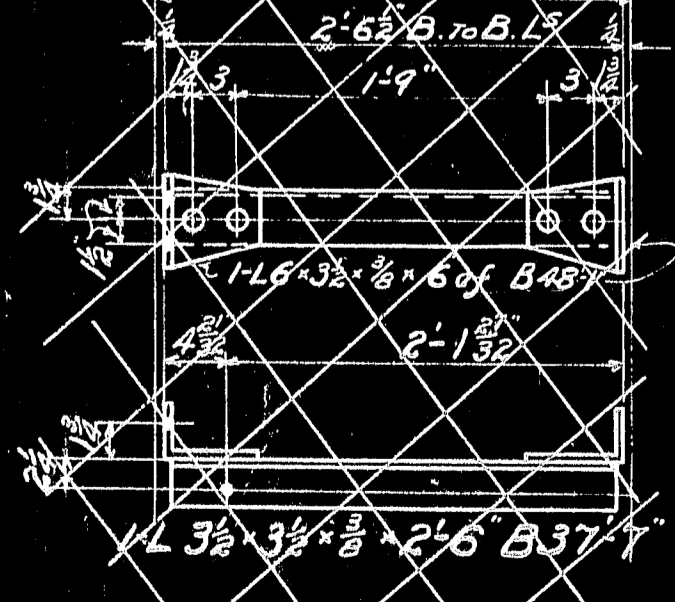
8-TOP LATERALS REQ'D TL1




8-TOP LATERALS REQ'D TL2 RIGHT AS SHOWN
8- " " " " TL2 LEFT OF TL2R




16-TOP LATERALS REQ'D TL4R RIGHT AS SHOWN
16- " " " " TL4L LEFT OF TL4R



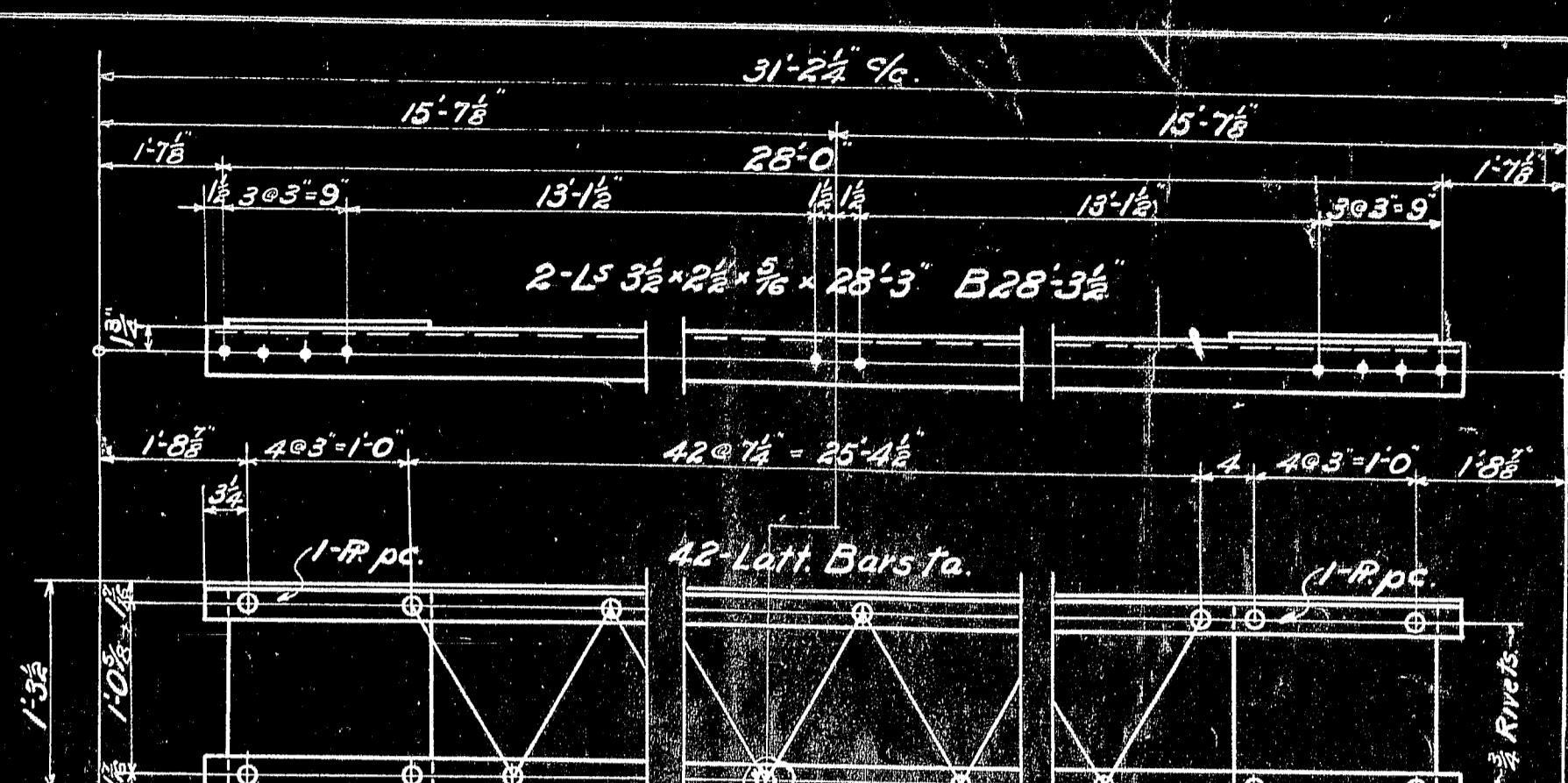
16-HANGERS REQ'D H1




16-HANGERS REQ'D H2




16-HANGERS REQ'D H3



16-TOP LATERALS REQ'D TL3

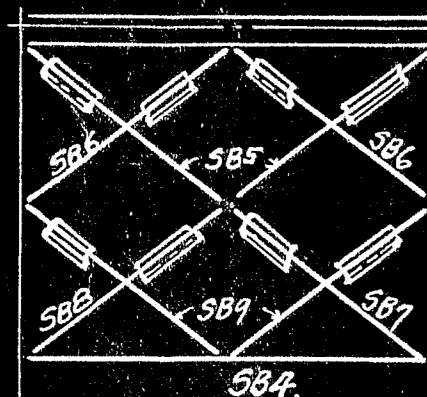


16-TOP LATERALS REQ'D TL6R RIGHT AS SHOWN
16- " " " " TL6L LEFT OF TL6R



16-TOP LATERALS REQ'D TL5

NOTES		REVISED	CUSTOMER STATE OF MAINE - DOM. OF CANADA
RIVETS 5/8" except as noted			NAME OF STRUCTURE INTERNATIONAL BRIDGE OVER THE ST. JOHN RIVER
HOLES 1/2" except as noted			LOCATION RIVER BETWEEN MADAWASKA, ME. & EDMUNDSTON, N.B.
Punch holes 1/2" for 5/8" Rivets			TITLE OF DRAWING LATERALS & HANGERS
PAINT See Dwg. #1			THE CANADIAN BRIDGE CO., LIMITED
			WALKERVILLE, ONT.
			SCALE: 1/2" = 1'-0"
			MADE BY R.M. CHECKED BY R.M. DATE 1931
			APPROVED BY R.M. DATE 1931

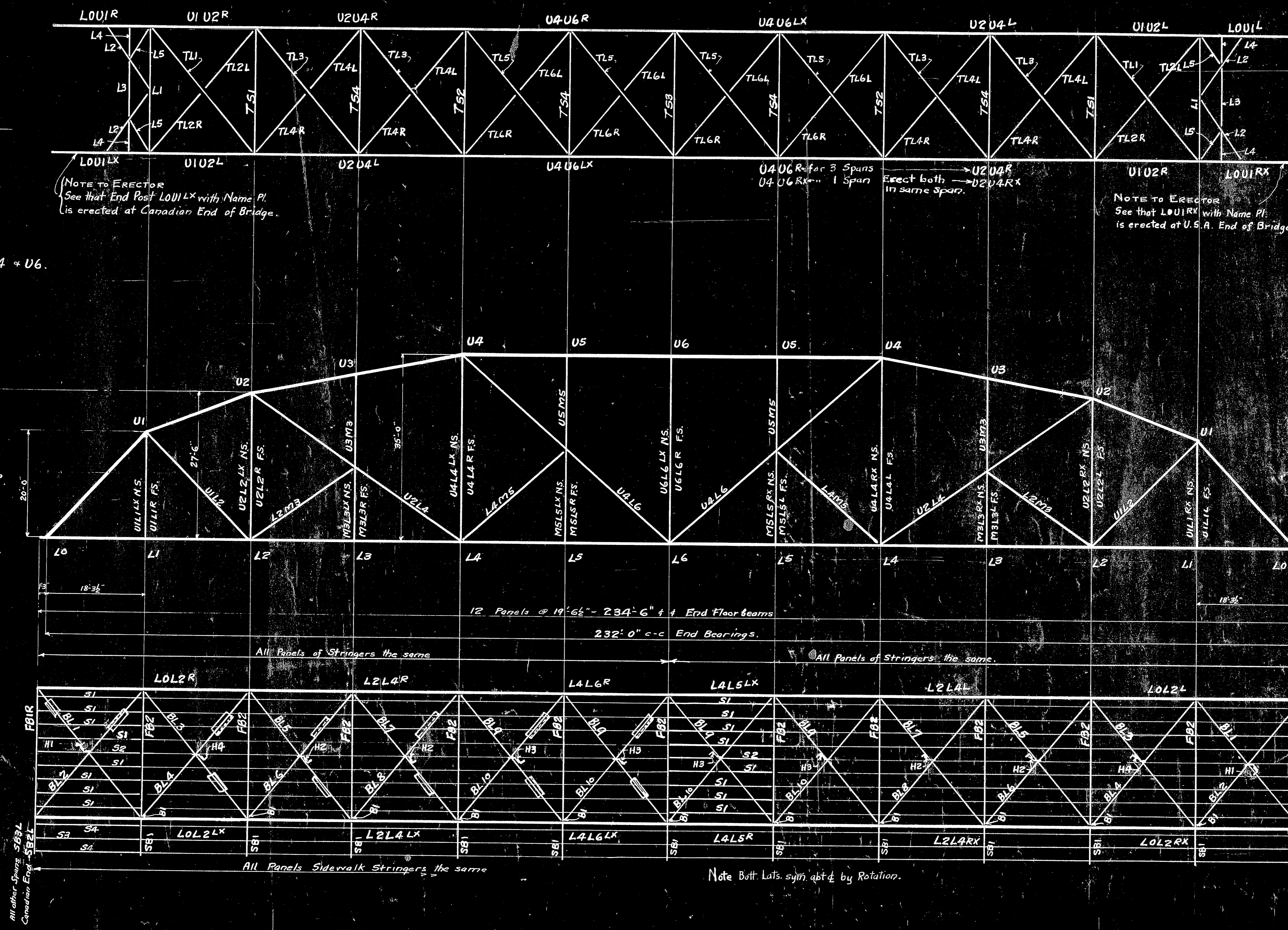



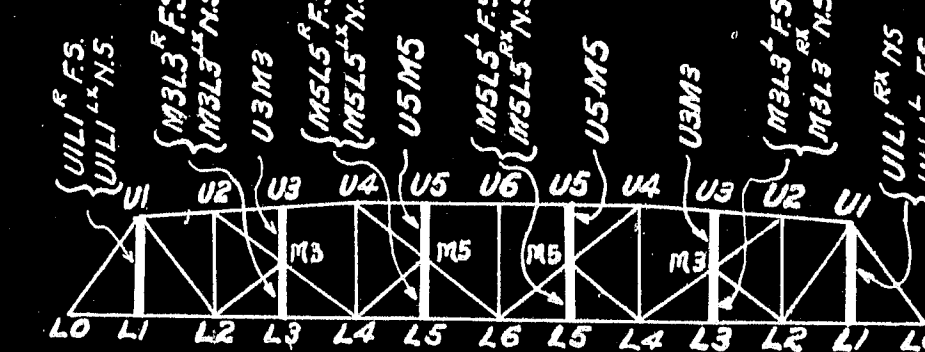
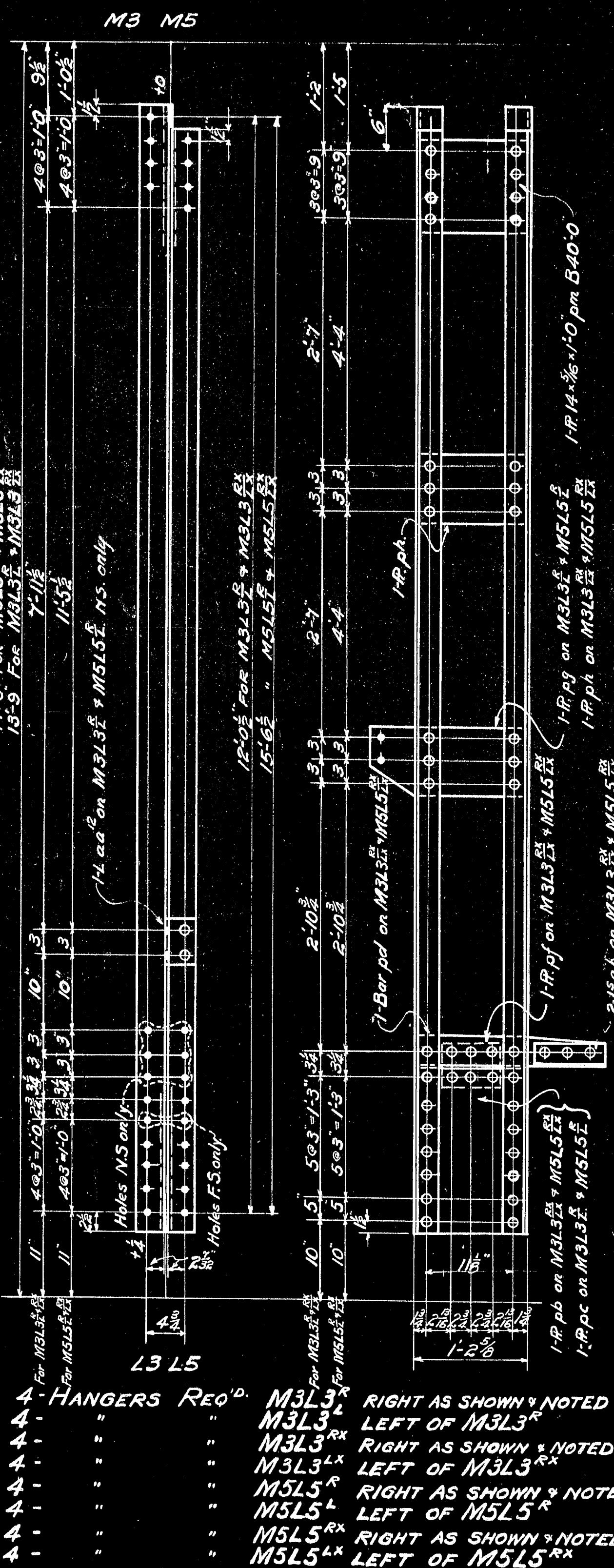
SWAY BRACING AT U4 + U6.



SWAY BRACING AT U2.

PIER MEMBERS AT ALL
FIXED ENDS.
Pier 5 1/2" x 14 1/2"
2- Pin Nuts Bolt #4302.
Pedestal FPI
2- Arc. Bolts 1 1/2" x 2 1/2"
2- Washers 4" x 4"
2- 5/8" Nuts





16 - SUB STRUTS REQ'D U5M5

NOTES		REVISED	
RIVETS HOLES	$\frac{7}{8}$ $\frac{1}{16}$	CUSTOMER	STATE OF MAINE - DOM. OF CANADA
Punches	"ream to fit"	NAME OF STRUCTURE	INTERNATIONAL BRIDGE OVER THE St. John RIVER between MADAWASKA ME. & EDMONDSTOWN N.B.
Main Material	* Gussets Ppg no. all others punch to except 4 holes in ab as ordered	LOCATION	RIVER between MADAWASKA ME. & EDMONDSTOWN N.B.
Room	all open holes to an iron templest except those in L aa, Ppg = L ² ab.	TITLE OF DRAWING	HANGERS, ULLIE'S WALLS, MAINS, MSIDE, MAINS, SUB. SPURTS, USMMS & USMMS
		THE CANADIAN BRIDGE CO., LIMITED	
		WALKERVILLE, ONT.	
LAST ASSEMBLY MARKS		SCALE	1"=1'-0"
ab pm		MADE BY	K.W. STARTED JULY 4-21 COMPLETED JULY 5-21
		CHECKED BY	F.W.D. AUG 8-21
		APPROVED BY	D.A.T.E.
PRINT - See Drg. "I."		SUP. NO.	241 / 12